

नेवी चिल्ड्रन स्कूल ,पोर्ट ब्लेयर
 वार्षिक पाठ्यक्रम विभाजन - (2024-25)
 विषय : हिन्दी कक्षा : आठवीं

सत्र -1

	मना	पाठ्यक्रम	उद्देश्य व विशिष्ट सीखने के परिणाम	क्रियाकलाप
1	अप्रैल-मई	1.ध्वनि (स्वाध्याय) 2.लाख की चूड़ियाँ 3.बस की यात्रा व्याकरण श्रुतिसमभिन्नार्थक शब्द (1-15) उपसर्ग (संस्कृत व हिंदी के) लेखन-अनौपचारिक पत्र स्पर्श-हिंदी व्याकरण	ध्वनि- छात्र वसंत ऋतु के बारे में विस्तार से जानेंगे और कवि के जीवन से परिचित हो सकेंगे लाख की चूड़ियाँ छात्र वस्तु विनिमय के बारे में जानेंगे तथा क्षेत्रीय भाषा के शब्दों को जान सकेंगे बस की यात्रा- बसों की हालत के बारे में जानकर ऐसी बस में यात्रा के रोमांच को महसूस कर सकेंगे व्याकरण छात्र श्रुतिसमभिन्नार्थक शब्द और उपसर्ग की जानकारी प्राप्त कर सकेंगे लेखन- छात्र अनौपचारिक पत्र लेखन के प्रारूप से परिचित हो सकेंगे	ध्वनि- कविता का स्वर गायन . लाख से बनने वाली वस्तुओं की सचित्र जानकारी . अपनी किसी यात्रा का अनुभव (मौखिक विचार अभिव्यक्ति) व्याकरण- मौखिक लिखित अभ्यास कार्य
2	जून-जुलाई	4.दीवानों की हस्ती 5.चिट्ठियों की अनूठी दुनिया (स्वाध्याय) व्याकरण-तत्पुरुष समास लेखन -अनुच्छेद व संवाद लेखन अपठित गद्यांश	दीवानों की हस्ती- सुख दुख का समान रूप से सामना करते हुए जीवन को मस्ती से जीने की प्रेरणा ले सकेंगे व्याकरण- तत्पुरुष समास के भेद व उदाहरण से परिचित होंगे लेखन- अनुच्छेद व संवाद के प्रारूप से परिचित हो सकेंगे अपठित गद्यांश पर आधारित प्रश्नों के उत्तर लिखने में सक्षम हो सकेंगे	दीवानों की हस्ती- जीवन सुख दुख का संगम- परिचर्चा व्याकरण- मौखिक / लिखित अभ्यास कार्य लेखन- दिए गए विषय पर अनुच्छेद व संवाद लेखन

3	अगस्त	<p>6. भगवान के डाकिए</p> <p>7. क्या निराश हुआ जाए</p> <p>8. यह सबसे कठिन समय नहीं (स्वाध्याय)</p> <p>व्याकरण- पर्यायवाची शब्द, अव्यय</p> <p>लेखन- नारलेखन</p>	<p>भगवान के डाकिए-छात्र प्रेम सद्भाव और त्याग की भावना से प्रसिद्ध हो सकेंगे।</p> <p>क्या निराश हुआ जाए-छात्र जान पाएंगे कि समाज में मानवता और अच्छे लोग भी हैं तथा पूर्व में सकारात्मक दृष्टिकोण का विकास होगा</p> <p>व्याकरण-अव्यय की परिभाषा,भेदऔर उदाहरणों से परिचित हो सकेंगे</p> <p>लेखन- नारा लेखन का प्रारूप समझ कर दिए गए विषय पर नारा लिख सकेंगे</p>	<p>. अनुच्छेद लेखन (यदि में पक्षी होता)</p> <p>. समाचार पत्रों में वर्णित घटनाओं के कटिंग का संकलन एवं चार्ट पेपर पर प्रस्तुति</p> <p>लेखन</p> <p>नारा लेखन अभ्यास कार्य पत्र</p>
4	सितम्बर	<p>10. कामचोर</p> <p>व्याकरण-लोकोक्ति यां(1-15)</p> <p>अपठित काव्यांश/ गद्यांश</p> <p>अर्धवार्षिक परीक्षा हेतु पुनरावृत्ति कार्य</p>	<p>कामचोर - अपनी क्षमता और जिम्मेदारियों को जानेंगे , दूसरों की मदद करने की भावना का विकास होगा ।</p> <p>अपठित गद्यांश /काव्यांश पर आधारित प्रश्नों के उत्तर दे सकेंगे</p> <p>व्याकरण लोकोक्ति का अर्थ समझ कर उसका वाक्य में प्रयोग कर सकेंगे</p>	<p>मौखिक अभिव्यक्ति</p> <p>संयुक्त व एकल परिवार में अंतर</p> <p>अर्धवार्षिक परीक्षा हेतु पुनरावृत्ति</p>
5	सत्र -2 अक्टूबर	<p>9. कबीर की साखियाँ</p> <p>11. जब सिनेमा ने बोलना सीखा (स्वाध्याय)</p> <p>व्याकरण : श्रुतिसमभिन्नार्थक शब्द (20-40)</p>	<p>कबीर की साखियाँ- छात्र कबीर दास के जीवन से परिचित हो सकेंगे एवं उनके दोनों में निहित जीवन मूल्यों को आत्मसात कर पाएंगे।</p> <p>जब सिनेमा ने बोलना सीखा- छात्र तत्कालीन फिल्म निर्माण में आने वाली कठिनाइयों तथा लोकप्रिय नायक नायिकाओं के बारे में जान सकेंगे</p>	<p>कबीर के दोहों में निहित जीवन मूल्यों का प्रदर्शन/ साखियों का सस्वर गायन</p> <p>जब सिनेमा ने बोलना सीखा- पाठ वाचन</p> <p>व्याकरण- लिखित व मौखिक अभ्यास कार्य</p>

		<p>लेखन- अनुच्छेद लेखन</p> <p>अपठित गद्यांश</p>	<p>व्याकरण छात्र श्रुतिसमभिन्नार्थक शब्द की जानकारी प्राप्त करेंगे</p> <p>लेखन- दिए गए विषयों पर अनुच्छेद लिखने में सक्षम हो सकेंगे</p>	
6	नवंबर	<p>12. सुदामा चरित</p> <p>13. जहां पहिया है</p> <p>व्याकरण -</p> <p>रचना के आधार पर वाक्य भेद (भेद पहचानना)</p> <p>वाक्यांशों के लिए एक शब्द (30-50)</p> <p>लेखन - औपचारिक पत्र लेखन</p> <p>स्पर्श हिंदी व्याकरण</p>	<p>सुदामा चरित- छात्रों में सच्ची मित्रता की भावना का विकास होगा।</p> <p>जहां पहिया है- महिलाओं की विभिन्न समस्याओं से परिचित हो सकेंगे तथा आत्म सम्मान व आत्मनिर्भरता के महत्व को भी जान सकेंगे।</p> <p>व्याकरण- रचना के आधार पर वाक्य के भेद व उदाहरण से परिचित हो सकेंगे।</p> <p>लेखन -छात्र औपचारिक पत्र लेखन के प्रारूप से परिचित हो सकेंगे।</p>	<p>अनुच्छेद लेखन - सच्ची मित्रता</p> <p>जहां पहिया है- स्वाभिमान की महिलाओं की जानकारी</p>
7	दिसंबर	<p>14. अकबरी लोटा</p> <p>15. सूर के पद</p> <p>16. पानी की कहानी (स्वाध्याय)</p> <p>व्याकरण- कर्मधारय व बहुव्रीहि समास</p> <p>लेखन- विज्ञापन लेखन</p>	<p>अकबरी लोटा- छात्र ये जान सकेंगे की चतुराई से समस्या का समाधान निकाला जा सकता है तथा मुसीबत के समय सच्चा मित्र ही काम आता है।</p> <p>सूर के पद- मिलजुल कर अपने भाव से रहने की सीख लेंगे तथा बाल मन के भावों से परिचित हो सकेंगे।</p> <p>व्याकरण- छात्र कर्मधारय व बहुव्रीहि समास में अंतर स्पष्ट कर सकेंगे। लेखन- विज्ञापन लेखन का प्रारूप समझकर विज्ञापन लिखने में सक्षम हो सकेंगे।</p>	<p>अकबरी लोटा- कथा प्रस्तुति (मौखिक अभिव्यक्ति)</p> <p>सूर के पद- सस्वर गायन</p>

		अपठित काव्यांश		
8	जनवरी	17. बाज और साँप 18. टोपी व्याकरण मुहावरे (55-70) प्रत्यय (केवल तद्धित प्रत्यय) लेखन - संवाद लेखन	बाज और साँप- छात्र जान सकेंगे कि साहसी लोगों का जीवन ही सुखमय और गर्व से भरा होता है तथा कायरता पूर्ण जीवन एक अभिशाप है। टोपी- सफलता के लिए उत्साह का होना आवश्यक है, छात्र यह जान सकेंगे। व्याकरण- मुहावरे के अर्थ वस्त्र वाक्य में प्रयोग कर सकेंगे प्रत्यय से नए शब्दों का निर्माण कर सकेंगे। लेखन - संवाद लेखन में सक्षम हो सकेंगे	बाज और साँप- कहानी वाचन साहसी और कायरता की कहानी टोपी- कथा लेखन/ संवाद लेखन व्याकरण- मौखिक और लिखित अभ्यास करें
9	फरवरी/मार्च	वार्षिक परीक्षा हेतु पुनरावृत्ति	पुनरावृत्ति के दौरान छात्र विषय संबंधी कठिनाइयों का निवारण कर सकेंगे। वार्षिक परीक्षा	

नोट : पाठ के अनुसार दिए गए क्रियाकलापों में रचनात्मक मूल्यांकन की आवश्यकता के अनुसार चयन एवं बदलाव किया जा सकता है।

नेवी चिल्ड्रन स्कूल , नई दिल्ली
संस्कृत पाठ्यक्रम विभाजनम् 2024 -25
कक्षा - अष्टमी (VIII)

मासाः	पाठस्य नामानि	व्याकरणम्	क्रियाकलापाः
अप्रैल + मई	पाठ-1-सुभाषितानि पाठ-2- बिलस्य वाणी न कदापि मे श्रुता	शब्दरूपम्- अस्मद्, युष्मद् धातुरूपम्- कृ, गम्, संख्या- 1- 50, अपठित गद्यांशं	सस्वरश्लोक वाचनम् कथा प्रस्तुति, कथाकथनम्
मई +जून	पाठ-3- डिजीभारतम्	शब्दरूपम् - किम् , यत् प्रत्यय - क्त्वा,ल्यप्, तुमुन् चित्रवर्णन	संस्कृतस्य संगणके कथं समुचितः प्रयोगः स्यादिति लिखत ।
जुलाई	पाठ-4- सदैव पुरतो निधेहि चरणम् पाठ- 5 - कण्टकेनैव कण्टकम्	अव्ययप्रयोग, विपर्यय पत्रलेखन	समूह गीतं गायनं कथाप्रस्तुति
अगस्त	पाठ-6 - गृहं शून्यं सुतां विना पाठ-7- भारतजनतासहम् पाठ-8- संसारसागरस्य नायकाः(केवलं व्याकरण-हेतु)	शब्दरूपम्- धेनु, मातृ धातुरूपम्- पठ्, चल् , खाद् पर्याय ,उपपदविभक्तिप्रयोग	पुत्रीं रक्ष पुत्रीं पाठय इति विषयं अधिकृत्य एकं चित्रं रचयत । भारत जनताया : विषये एकां हिन्दी कवितां लिखत
सितम्बर	पुनरावृत्ति अर्धवार्षिक परीक्षा हेतु	संस्कृत अनुवाद (लट् और लृट्लकार में)	
अक्टूबर	पाठ-9- सप्तभगिन्यः पाठ-13- क्षितौ राजते भारतस्वर्णभूमि (subject enrichment	धातुरूपम्- अस् , नम्, इष् चित्रवर्णन शब्दरूपम् - साधु , पितृ	सप्तभगिन्य : पाठं अधिकृत्य विषय संवर्धन गतिविधि कुरुत

नवम्बर	पाठ10- नीति नवनीतम्) पाठ-11- सावित्रीबाई फुले	अपठित गद्यांशम्, पत्रलेखन, सन्धि	सस्वर श्लोक वाचनम्
दिसंबर	पाठ-12- कः रक्षति कः रक्षितः	संख्या- 51-100 विशेषण - विशेष्य	स्वच्छपर्यावरणस्य विषये एकं चित्रं रचयत
जनवरी	पाठ-14- आर्यभटः	शब्दरूपम्- इदम्, राजन् पर्याय , विपर्याय, संस्कृत अनुवाद (लट् , लृट्लकार और लङ्लकार में)	वेधशालायाः विषये संक्षिप्तं विवरणं लिखत
फरवरी/मार्च	पुनरावृत्ति एवं व्याकरण अभ्यास		

NAVY EDUCATION SOCIETY
CONDUCT OF COMMON ANNUAL EXAMINATION FOR AY 2024 - 25
FOR NAVY CHILDREN SCHOOLS

SPLIT UP SYLLABUS
SUBJECT – ENGLISH
CLASS - VIII

S No.	MONTH	Main reader HONEYDEW	Supplementary Reader IT SO HAPPENED	GRAMMAR	WRITING	SUBENRICHMENT ACTIVITIES
1.	Apr il & May TERM 1	Lesson 1.The Best Christmas Present Poem 1.-The Ant and the Cricket	1.How the Camel got its hump	1.Adjectives (kinds and order) 2.Tenses	1.Diary Entry 2. Informal letter	Speech on the importance of peace

2.	June & July	Lesson 2: The Tsunami Lesson 3: Glimpses of the Past Poem 3: Geography lesson	2.Children at work	3.Active and Passive voice	3. Paragraph Writing on people 4. Story Writing	Comic strip on Child Labour
----	-------------	---	--------------------	----------------------------	--	-----------------------------

3	August	Lesson 4: Bepin Choudhury's Lapse of Memory Poem 4- The Last Bargain	3.The Selfish Giant 4. The Treasure within	4.Modals	5. Dialogue Writing	Use idiomatic expressions to converse
4	September	_____	_____	5. Nominalisation	6. Paragraph Writing on places	_____

5	October TERM 2	Lesson 5: The Summit within Poem 5: The School boy	5. Princess September	6. Reported speech	7. Formal letter to the Editor	Write a paragraph on your concept of an ideal classroom. Make a sketch of the same.
6.	November	Lesson 6: This is Jody's Fawn Lesson 7: A Visit to Cambridge	6. The Fight 7. Jalebis	7. Transitive and Intransitive Verbs 8. Degrees of Comparison	8. Notice Writing	Prepare an interview with a famous personality
7.	December	Lesson 8: A Short Monsoon Diary	_____	9. Adverbs of manner	_____	_____
8.	January	Poem 8: On the Grasshopper and the Cricket	8. Ancient Education System of India	10. Use of 'Will' and 'Going to'	_____	Listening Comprehension

9.	February	_____	REVISION	_____	_____	_____
----	----------	-------	-----------------	-------	-------	-------

Syllabus for Annual Examination 2023-24

Term 1: 30% for Annual Exam

Term 2: 70% for Annual Exam

Poem 1: The Ant and the Cricket included (Term 1)

Poem 3: Geography lesson excluded (Term 1)

NAVY CHILDREN SCHOOL

Mathematics Split-up Syllabus 2024-25

Grade VIII

S.No.	Month	Unit Name	Chapter No.	Chapter Name	No. of Periods	Tentative No. of Working Days Available	Suggested Activities	Exam
1	April	Number System	1	Rational Numbers	8	16	Rational Numbers Activity	Chap. No.: 1, 2
		Algebra	2	Linear Equations in One Variable	8			
2	May	Vacation				16		
3	June	Geometry	3	Understanding Quadrilaterals (Conti.)	12			
		Revision			4			
		Revision & Exam			8	24		
4	July	Geometry	3	Understanding Quadrilaterals	8		Activity on Understanding Quadrilaterals	Chap. No.:1,2,3, 4,5, 6
		Statistics & Probability	4	Data Handling	8			
5	August	Number System	5	Squares and Square Roots	12	23	Activity (Square and Square Roots)	
		Number System	6	Cubes and Cube Roots (Contd...)	7			
		Revision			4			
6	September	Revision & Exam			15	21		
		Number System	6	Cubes and Cube Roots	2			
7	October	Algebra	7	Comparing Quantities	8	15	Project: Compare simple interest earned on investments or loans from different banks or financial institutions. Analyze the interest rates, principal amounts, and time periods to determine the most lucrative option.	Chap. No.:7, 8, 9, 10

		Algebra	8	Algebraic Expression (Contd....)	5		
		Vacation					
8	November	Algebra	8	Algebraic Expression	6	23	Activity on Multiplication of Algebraic Expressions
		Mensuration	9	Mensuration	17		Activity to derive the TSA of cuboid
9	December	Number System	10	Exponents and Powers (Contd.....)	5	18	Paper folding activity on exponents and powers
		Revision & Exam			13		
		Vacation					
10	January	Number System	10	Exponents and Powers	3	20	
		Algebra	11	Direct and Inverse Proportion	8		
		Algebra	13	Introduction to Graphs	4		
		Algebra	12	Factorisation (Contd....)	5		Verification of Algebraic Identities
11	February	Algebra	12	Factorisation	6	22	
		Revision & Exam			16		
12	March	Final Exam			12	12	

**Chap.
No.:
3,4,7,8,9,1
0,11,12**

Note:

1. Deleted topics in the chapters are not to be assessed in the exams.
2. Deleted topics in various chapters are sent as separate attachments.
3. The activities mentioned are just suggested activities.
4. The tentative number of working days has been calculated based on the vacation schedule of NES.



NAVY CHILDREN SCHOOL

SCIENCE SYLLABUS MONTH WISE SPLIT UP (2024- 25)

CLASS –VIII

MONTH	CHAPTER NO.	CHAPTER NAME	SUGGESTED ACTIVITIES
TERM I			
APRIL - JUNE	1	CROP PRODUCTION AND MANAGEMENT	<ul style="list-style-type: none"> • Prepare a planting and harvesting calendar for a specific crop • Roleplay on Pest management • Soil testing: Perform simple soil tests to analyze factors like pH, moisture content and texture. • Stick the pictures of traditional and modern methods of irrigation in the science diary.
	2	MICROORGANISMS- FRIEND AND FOE	<ul style="list-style-type: none"> • Conduct Yogurt making experiment and discuss the role of bacteria in the fermentation process and its benefits. • Microorganism Pictionary – Students draw and guess different microorganisms in a Pictionary-style game. • Microbe Bingo: Create bingo cards with different types of microorganisms. Teacher describes the characteristics about each microbe. Students mark the corresponding square on their cards and shouts Microbe Bingo for the first who gets a line.
	3	COAL AND PETROLEUM	<ul style="list-style-type: none"> • Energy source debate • Carbon Footprint calculation – Students calculate their carbon footprint and discuss how their energy usage contributes to the consumption of fossil fuels. • List the various products produced from crude oil and their uses.

JULY	REVISION 04 JUL 24 - 12 JUL 24 PT- I		
	4	COMBUSTION AND FLAME	<ul style="list-style-type: none"> • Candle Observation Experiment • Fire triangle game • Fire safety workshop or Fire extinguishing methods-ICT.
	5	CONSERVATION OF PLANTS AND ANIMALS	<ul style="list-style-type: none"> • Locate the biosphere reserve, wild life sanctuaries and bird sanctuaries on Indian map. • Nature Journaling: Prepare a nature journal to record observations about local flora and fauna. • Prepare a list of endangered plant and animal species in your science diary.

AUGUST	6	REPRODUCTION IN ANIMALS	<ul style="list-style-type: none"> • Observe permanent slides of hydra. Observe them using a hand lens or a microscope. Look out for any bulges from the parent body. Count the number of bulges that you see in different slides. • Collect a Bryophyllum leaf and observe the mode of reproduction. • Prepare a list of viviparous and oviparous animals.
--------	---	-------------------------	--

SEPTEMBER	REVISION FOR HALF YEARLY		
	06 SEP 2024 - 22 SEP 2024 HALF YEARLY EXAMINATION		
SEP/OCTOBER	7	ADOLESCENCE	<ul style="list-style-type: none"> • Tabulate the various changes separately for boys and girls which take place during Adolescence. • Invite professionals such as psychologists, counselors, or social workers to speak to the class about topics like mental health, stress management, or healthy relationships during adolescence.

	8	FORCE AND PRESSURE	<ul style="list-style-type: none"> • Calculate average rate of growth of height of boys and girls with age. • Force and Pressure Bingo • Ballon rocket experiment https://youtu.be/NXrLPlxhYBY?si=_8upVq3MhYoCCz46 • Experiment showing pressure exerted by water at the bottom of a container and walls of the container (using a plastic bottle or glass tube.)
NOVEMBER	9	FRICITION	<ul style="list-style-type: none"> • List of some situations that may occur when friction is suddenly vanished. • Friction and Ramp experiment • Friction and Lubricants: Introduce different lubricants such as oil, soap, or wax. Apply a small amount of each lubricant to the surface of a wooden block or a toy car. Compare how the presence of lubricants reduces friction and allows objects to slide more easily across surfaces. • Resonance with Glasses of Water: Jal Tarang • Experiment using Rubber Bands: Stretch different rubber bands between two fingers and pluck them. Observe and listen to the sound produced by each rubber band. Note the differences in pitch and volume based on the size and thickness of the rubber bands.
	10	SOUND	
	11	CHEMICAL EFFECTS OF ELECTRIC CURRENT	

			<ul style="list-style-type: none"> • Prepare a list of electroplated items in our surroundings.
DECEMBER		CHEMICAL EFFECTS OF ELECTRIC CURRENT (Continued)	<ul style="list-style-type: none"> • Create comic strips illustrating the chemical effects of electric current in a humorous and creative way.
	REVISION		
11 DEC 2024 TO 20 DEC 2024 PT II			

DECEMBER/ JANUARY	12	SOME NATURAL PHENOMENA	<ul style="list-style-type: none"> • Activity with two charged balloon to show like charges repel each other • Construction of a simple electroscope. • Prepare a list of safety measures of lightning and earthquake
	13	LIGHT	<ul style="list-style-type: none"> • To study the image formation by multiple reflection of light by using two mirror strips, protractor to measure angle, adhesive tape • Making of a simple kaleidoscope. • Activity showing reflection of light to study regular and diffused reflection by using regular and irregular surfaces
FEBRUARY		REVISION	
27 FEB 2025 TO 13 MARCH 2025 ANNUAL EXAMINATION			

NAVY EDUCATION SOCIETY
COMMON FINAL EXAMINATION AY 2023-24
CLASS VIII
SCIENCE
BLUE PRINT

Time: 3 hours

Max.Marks:80

SL.NO	TERM	NAME OF THE CHAPTER	1 MARK OTQ	2 MARKS VSA	3 MARKS SA	5 MARKS LA	4 MARKS CASE STUDY	TOTAL Q(M)
1	TERM-1	Microorganisms- Friend and Foe	1(1)	----	1(3)	----	1(4)	3(8)
2		Combustion and Flame	3(1)	1(2)	1(3)	----	----	5(8)
3		Reproduction in Animals	1(1)	1(2)	----	1(5)	----	3(8)
4	TERM-2	Reaching the age of Adolescence	2(1)	----	----	1(5)	----	3(7)
5		Force and Pressure	1(1) 1(1)A/R	----	1(3)	----	1(4)	4(9)
6		Friction	2(1) 1(1)A/R	1(2)	----	----	----	4(5)
7		Sound	2(1)	2(2)	1(3)	----	----	5(9)
8		Chemical effects of Electric Current	1(1)	----	1(3)	1(5)	----	3(9)
9		Some Natural Phenomena	2(1) 1(1)A/R	1(2)	1(3)	----	----	5(8)
10		Light	2(1)	----	1(3)	----	1(4)	4(9)
TOTAL			20(1)	6(2)	7(3)	3(5)	3(4)	39(80)

Note: Number of questions written outside the bracket and marks written inside the bracket.

A/R- Assertion and Reason questions

NAVY CHILDREN SCHOOL
CLASS VIII SPLIT UP SYLLABUS SESSION 2024-25
SUBJECT- SOCIAL SCIENCE

Ser.	Month	Subject	Chapter	Subject Enrichment Activity
01	April/May	History	Chap-1 How When and Where (Not for Pen Paper Test)	Make your family tree and list out the improvement of life in your family.
		Geography	Chap-1 Resources	Make a Poster suggestions for conservation of resources. (Art Integration)
		Social and political life – III	Chap-1 The Indian Constitution	PPT on Fundamental rights and duties
		History	Chap-2 From trade to territory	Map work on the map of India mark the expansion of British territorial power in India.
		Social and political life	Chap-2 Understanding Secularism (Not for pen paper test)	Class Discussion- List the different types of religious practice that you find in your neighbourhood. This could be different forms of prayer, worship of different gods, sacred sites, different kinds of religious music and singing etc. Does this indicate freedom of religious practice?
02.	June/July	Geography	Chap-2 Land, soil, water, natural vegetation and wild life resources	Take pictures of different types of land and exhibit in your class. (Art Integration)
		History	Chap-3 Ruling the countryside	Project- Types of taxes during British Rule
		Social and political life III	Chap-3 Parliament and the making of laws	Class Discussion- Opposition plays an important role in democracy.

		History	Chap-4 Tribals Dikus and the vision of a Golden Age (Not for pen paper test)	Collect photos of some tribal people and make a collage. (Art Integration)
03.	August	History	Chap-5 When people Rebel 1857 and after	Map Work- Meerut, Barrackpore, Delhi, Kanpur, Lucknow, Jhansi, Bareilly
04.	September	REVISION FOR HALF YEARLY		
05.	October	Geography	Chap-3 Agriculture (Not for pen paper test)	Collect seeds of wheat, rice, jowar, bajra, ragi, maize, oil seeds and pulses available in the market.
		Social and political Life III	Chap-4 Judiciary	Class Discussion - List the reasons why you believe an Independent Judiciary is essential to democracy.
		History	Chap-6 Civilising the Native educating the nation	Students to share their opinion on current education policy of the Indian government.
06.	November	Social and Political life III	Chap-5 Understanding Marginalisation	Collect the information about any one social reformer. Their life and thoughts. (Art Integration)
		Social and political life III	Chap-6 Confronting Marginalisation (Not for Pen Paper Test)	To be taken up as project work
		Geography	Chap-4 Industries	Map work On the map of India mark the major Industries 1. Iron steel Industries Bhilai, Durgapur, Jamshedpur, Bokaro, Vishakhapatnam, Burnpur, Rourkela, Bhadravati, Salem

		History	Chap- 7 Women, caste and reform (Not for Pen Paper Test)	To be taken up as project work.
07.	December	Geography	Chap-5 Human Resources	Project- role of HRD ministry
08.	January	Social and political life III	Chap-7 Public facilities	Class Discussion If there is a general shortage of water for everyone in Chennai? Reasons why different people get varying amount of water.
		History	Chap-8 The making of the National Movement 1870s-1947	Map Work on the map of India mark the major centres of National Movement. Champaran (Indigo protest), Chauri Chaura (non-cooperation called off), Ahmedabad (cotton mill workers protest), Bombay (First INC sessions), Kheda (peasant satyagraha held) Amritsar (Jallianwala Baugh massacre)
9	February	Social and political life III	Chap-8 Law and social justice (No pen paper test)	Students have to make list of some labour laws which are in the favour of labours. REVISION

NAVY CHILDREN SCHOOL, Mumbai
G.K. TOPICS FOR CLASS - VIII (AY 2024-25)

MONTH	UNIT	Period	TOPIC	SUB-TOPIC	Learning Outcomes	WORKSHEET
APRIL- MAY	Unit I	2	Our Armed Force	1. Ranks structure of Arm forces officers 2. Naval operations	<ul style="list-style-type: none"> It provides an understanding of the various, ranks of Arm forces. Students learn about the operation of navy. 	
APRIL- MAY	Unit II	2	Incredible India	3. Nationalism in India 4. The Judiciary 5. Indian Armed Forces 6. Governing Educational Bodies 7. Seaports of India 8. Learning Centres 9. Historical Places	<ul style="list-style-type: none"> Students will learn about anti-colonial movement. Gain knowledge about the role of judiciary in protecting fundamental rights. Appreciate the importance of the Indian Armed Forces in safeguarding national security. Learn about the various bodies responsible for overseeing education in India. Develop an appreciation for India's historical significance by understanding the stories and significance of various historical places. 	
JUNE- JULY	Unit III	5	The World Around Us	10. World Intelligence Agencies 11. Know Your Boundaries 12. The Group of Twenty (G20) 13. Roman Mythology 14. Geographical Epithets	<ul style="list-style-type: none"> Explore different perspectives on intelligence, its various forms, and its potential impact on the future. Gain an introduction to the captivating tales, characters, and influences of Roman mythology. 	
AUGUST	Unit IV	4	Animal Kingdom	15. Animal Pharmacist 16. Animals: Fact and Fiction 17. Stout Defenses 18. Colossal Sea Creatures 19. Man's Best Friend	<ul style="list-style-type: none"> Understand the specialized role of veterinary pharmacists in animal healthcare. Discover the giants of the ocean, learning about their unique adaptations and ecological roles in marine ecosystems. Delve deeper into the unique bond between humans and dogs, exploring their communication, and the science behind their loyalty and companionship. 	

SEPTEMBER	Unit V	4	Plant Kingdom	20. Amazing Plants 21. Modern Farming 22. Algae and Fungi	<ul style="list-style-type: none"> • Appreciate the diversity and incredible adaptations of plants, exploring their unique characteristics and roles in the natural world, and discover the crucial roles of algae and fungi in the environment. • Gain insights into the advancements and challenges in contemporary agricultural practices, including technology, sustainability, and global food security. 	
OCTOBER	Unit VI	3	Sports and Entertainment	23. Sports Quiz 24. Sports Governing Bodies 25. Cricket Vocabulary 26. Hollywood Legends 27. Popular Artists 28. Celebrations 29. Film Genres	<ul style="list-style-type: none"> • Explore various aspects of Arts, Culture, and Sports. 	
NOVEMBER	Unit VII	4	Science and Technology	30. Computer Facts 31. Metals and non-metals 32. Chandrayaan – 3 33. Internet and Networking 34. Blood: A Wonder Liquid 35. Space Firsts 36. Alternative Medicines 37. Notable Pandemics	<ul style="list-style-type: none"> • Understand basic scientific concepts and recent technological advancements in the field of Internet, Blood, Space and Medicines. • Learn about the Chandrayaan-3 mission 	
DECEMBER	Unit VIII	3	Language and Literature	36. Poetic Forms 37. Famous Autobiographies 38. Languages and Authors 39. End with -ent 40. William Shakespeare's Plays	<ul style="list-style-type: none"> • Explore the diverse range of poetic structures and styles, and expression in poetry. • Gain insights into the lives and perspectives of influential individuals through their own narratives. • Develop an appreciation for the rich tapestry of languages and cultures by exploring the works of renowned authors across different linguistic backgrounds. • Encourages creativity and imagination in expressing thoughts. 	

					<ul style="list-style-type: none"> • Develop conversational and communication skills. • Motivate students to explore literature beyond the curriculum and develop a lifelong interest in reading. 	
JANUARY	Unit IX	4	Life Skills & Environment	41. CPR First Aid 42. Global Warming 43. Environmental Pollution 44. Memory Tips and Tricks	<ul style="list-style-type: none"> • Understand the causes, consequences, and potential solutions to global warming and environmental pollution, empowering informed decision-making towards a sustainable future. • Learn effective strategies and techniques to improve memory and enhance ability to retain information. • Enhancing critical thinking and problem-solving abilities. 	
FEBRUARY	Unit X & Unit XI	4	General Awareness Tickle Your Brain	45. Nobel Prize 46. Extreme Airports 47. Reasoning 48. Puzzles	<ul style="list-style-type: none"> • Gain an understanding of the prestigious Nobel Prize, its history, categories, and the outstanding individuals who have been recognized for their contributions to humanity. • Develop an understanding of simple patterns through number puzzles and riddles that involve recognizing and extending patterns. 	

NAVY CHILDREN SCHOOL, GOA

COMPUTER SPLIT UP SYLLABUS 2024 - 25 (Class VIII)

Month	Chapter	Contents	Objectives	Activities
APRIL/MAY	1. Operating System and Graphical User Interface No. of Periods 4	<ul style="list-style-type: none">- Computer system- Software Concept- Operating system- Need of an Operating System- Functions of an Operating System- Types of Operating System- Graphical User Interface (GUI)- Advantages of GUI	Students will be able to: <ul style="list-style-type: none">- differentiate between CUI and GUI in terms of multitasking- list the features, functions and advantages of GUI	Lab Activity: <ul style="list-style-type: none">- Create a presentation on operating system. Include slides on uses of operating system, Functions of operating system, different OS and Windows.

<p>JUNE/JULY</p>	<p>2. Spreadsheet – Functions and Charts No. of Periods 4</p>	<ul style="list-style-type: none"> - Different parts of MS excel - Entering data in a spreadsheet - Types of data (number, string and formula) - Operators in MS excel - Cell references - Functions - Function wizard - Charts in MS excel - Formatting charts - Formatting data series - Sorting data - Filtering data - Advanced filter - Goal seek - Printing a worksheet 	<p>Students will be able to:</p> <ul style="list-style-type: none"> - edit and format a worksheet - define cell range and apply formula - differentiate between different cell referencing - edit a sheet from sheet tab - formulate a function and create a chart 	<p>Lab Activity:</p> <ul style="list-style-type: none"> - Explore the formulas in MS Excel. List down all the formulas which we generally use in day to day in life. Take any one formula and write all the steps to use that formula. In your computer lab use this formula for at least two problems.
<p>AUGUST</p>	<p>3. Algorithms and Flowcharts No. of Periods 3</p>	<ul style="list-style-type: none"> - Algorithm - Characteristics of a good Algorithm - Rules for writing an algorithm - Uses of an Algorithm - Flowcharts - Symbols used in Flowcharts - Uses of Flowcharts 	<p>Students will be able to:</p> <ul style="list-style-type: none"> - describe an algorithm - list characteristics of algorithm - analyse a problem - apply algorithm to find the best solution of a given problem - describe flowchart with its symbols - design a flowchart 	<p>Lab Activity:</p> <ul style="list-style-type: none"> - Make a flowchart to reach in the computer room from your classroom - Make a flowchart to arrange any five numbers in an ascending order

SEPTEMBER/ OCTOBER	5. App Development No. of Periods 6	<ul style="list-style-type: none"> - Introduction to Apps - Working of Apps - Uses of some common apps - Types of Apps - Development of simple apps 	Students will be able to: <ul style="list-style-type: none"> - identify different types of apps - list uses of apps - classify apps - design and develop an app 	Lab Activity: <ul style="list-style-type: none"> - Collect the screenshots of all the processes which are used to install an application in android phones or iphones. In your project book write the process and paste these pictures accordingly.
NOVEMBER	6. Computer Networks No. of Periods 4	<ul style="list-style-type: none"> - Introduction - Uses of computer networks - Elementary terminology of networking - Types of computer networks - Topology - Communication devices of computer - Client - server concept - Network protocols 	Students will be able to: <ul style="list-style-type: none"> - define a network and its components - differentiate between types of network - explain the ways in which data moves over the network - explain Internet terms - discuss the need of protocols in networking - summarize the 	Lab Activity: <ul style="list-style-type: none"> - Design a project that runs network sniffers (software tool that monitor the data following in computer) to capture traffic sent over a network connection. Also identify the protocols if is using.
DECEMBER/ JANUARY	8. GIMP No. of Periods 6	<ul style="list-style-type: none"> - Main windows - The toolbox - Image window - Changing the size of an image - Cropping an Image - Finding info about image - Flipping an image - Rotating an Image - Enhancing Photographs - Improving Composition - Improving Colours - Adjusting Sharpness - Removing unwanted Objects 	Students will be able to: <ul style="list-style-type: none"> - identify different components of GIMP - rotate, crop and flip an image in GIMP - enhance photographs in GIMP 	Lab Activity: <ul style="list-style-type: none"> - In GIMP using clone tool, remove unwanted clutter (object/ scene) from a picture.
FEBRUARY	7. Cloud Computing No. of Periods 4	<ul style="list-style-type: none"> - Cloud and Cloud computing - History of Cloud Computing - Features of Cloud Computing - Components of cloud - Types of Clouds - Advantages of Cloud Computing - Disadvantages of Cloud Computing - Examples of Cloud Computing 	Students will be able to: <ul style="list-style-type: none"> - characteristics and advantages of cloud computing - use cloud computing to store, share and present data/ information 	Lab Activity: <ul style="list-style-type: none"> - Make a presentation on cloud computing including slides on Introduction, Characteristics, Types, Uses and Security. also list some website which offer cloud computing.

MUSIC VOCAL SYLLABUS

GIVEN BY NES TO BE FOLLOWED FOR THE YEAR 2023- 2024

Class	April – May	July- August	Sept- Oct	Nov- Dec	Jan- Feb
VIII	<p>1.Alankar-1 (Both In Sargam & Aakaar) * सारेसानिसारेग,रेगरेसारेगम,गमगरेगमप,मपमगमपध,पधपमपधनि,धनिधपधनिसां – आरोह सांनिसारिंसांनिध,निधनिसांनिधप,धपधनिधपम,मपमपधपमग,मगमपमगरे,गरेगमगरेसा – अवरोह</p> <p>2. Hindi Prayer Eg. Daya Kar Daan Or Any Other</p> <p>3.Patriotic Song Eg. Phir Aaj Bhujaayein Or Any Other https://youtu.be/1e94pneec3i</p>	<p>1 . Patriotic Song Eg. Chalo Jawano Or Any Other https://youtu.be/Gnr1fshzesg</p> <p>2. Boond Boond Barso Re Pani https://youtu.be/Uxtfivpzb2u</p> <p>3.Patriotic Song Eg. Sangathan Gadhe Chalo Or Any Other https://youtu.be/Hfrithmeuus</p> <p>4. Bhairvi Sargam Geet</p> <p>5.Punjabi Patriotic Song Eg. Asi Des Di Chadh Di Lali Or Any Other</p> <p>1. Keherwa taal with Clap 2. Millets song</p>	<p>1.Guru Vandana Guru Meri Pooja https://youtu.be/Qkbhmlliwtc</p> <p>2. चल उठ रही थकना मना है “Motivational Song” https://youtu.be/Tkp7b0tage8</p> <p>3. Harmonies With Simple Examples Eg: सा With ग सा With म सा With प</p> <p>4. Sanskrit Geet-Sangachadvam https://youtu.be/Acbygftfzca</p> <p>5.Song on Women Empowerment https://youtu.be/SA4mrcSwqs or any other</p>	<p>1. Alankar-2 (Both In Sargam & Aakaar) * सासागरे,रेरेमग,गगपम,ममधप,पपनिध,धधसांनि,निनिरेसां – आरोह सांसांधनि,निनिपध,धधमप,पपगम,ममरेग,गगसरे,रेरेनिसा – अवरोह</p> <p>2. Song On Hope Eg. Jalaate Chalo Ye Diye Or Any Other https://youtu.be/Pbh3l04sdhi</p> <p>3.Inspirational Song Eg. Lakshay Tak Pohche Bina Or Any Other https://youtu.be/Wgb6qWlvkf8</p> <p>4.Definition of Taal ,Laya ,Matra,Avartan etc.</p> <p>5. Paawan hai is desh ki maati</p>	<p>1 . Patriotic Song Eg. Aandhi Kya Hai Or Any Other https://youtu.be/Urvfkcs0jos</p> <p>2.Varsha Ritu Song Eg. Gaa Re Manwa Or Any Other https://youtu.be/Wxl2iixmuo4</p> <p>3 . Revision</p> <p>4. Self Improvisation In Any Song From Syllabus.</p>

Dance Syllabus- Middle School 2024-2025

*All links are given only for reference purpose

*Changes can be there as per requirement (event/occasion/state)

Class VIII

Learning Outcomes	April – May	July- August	Sept- Oct	Nov- Dec	Jan- Feb
Class 8 Apprx Pds 6-8	<p>Single and double hand gestures/hast mudra and its importance.</p> <p>Rhythm/ Tala(basic-dadra,kahrwa,Teental) introduction and use.</p> <p>Invocation dance</p> <p>List of mudras</p>	<p>Introduction of Creative/fusion/contemporary/Theme based dance.</p> <p>Common steps, moves, used in Creative/ fusion/ contemporary/Theme based dance.</p>	<p>One Creative/fusion/contemporary/Theme based dance on any one of the topic suggested below:</p> <p>Empathy Grow green Freedom Five elements</p>	<p>Free style dance on – Gospel songs https://youtu.be/MPvnZlN6EY</p>	<ul style="list-style-type: none"> Any one dance on patriotic theme.

<p>(dance)</p> <ul style="list-style-type: none">*Pataka -Flag*Tripataka-Flag in three parts crown, tree.* Ardhapataka-Half flag*Kartarimukha-Scissorsface*Mayura-Peacock*Ardhachandra-Half moon*Arala-bent*Shukatunda-parrot head*Mushthi-fist*Shikhara-Peak* Kapitta-Elephant*Katakamukha1-Opening of a bracelet2-to eat3- to hold ghunghat*Suchi-Needle*Chandrakala-Face of the moon* Padmakosha-Lotus bud Fruit*Sarpashirsha-Snake head* Mrigashirsha-Head of a deer				
---	--	--	--	--

	<ul style="list-style-type: none">*Simhamukha+Face of a lion*Langula/ Kangula-Lily*Alapadma-lotus*Chatura-Four*Bhramara-Bee*Hamsasya-Swan head*Hamsapaksha-Swan wing*Sandamsha-Pincers*Mukula-Flower bud*Tamrachuda-Rooster*Trishula-Trident				
--	--	--	--	--	--

INSTRUMENTAL SYLLABUS FOR CLASS – VI, VII, VIII
APRIL- MAY 2024 - 2025

GUITAR :-Guitar Anatomy ,Understanding the fret board and fret exercise

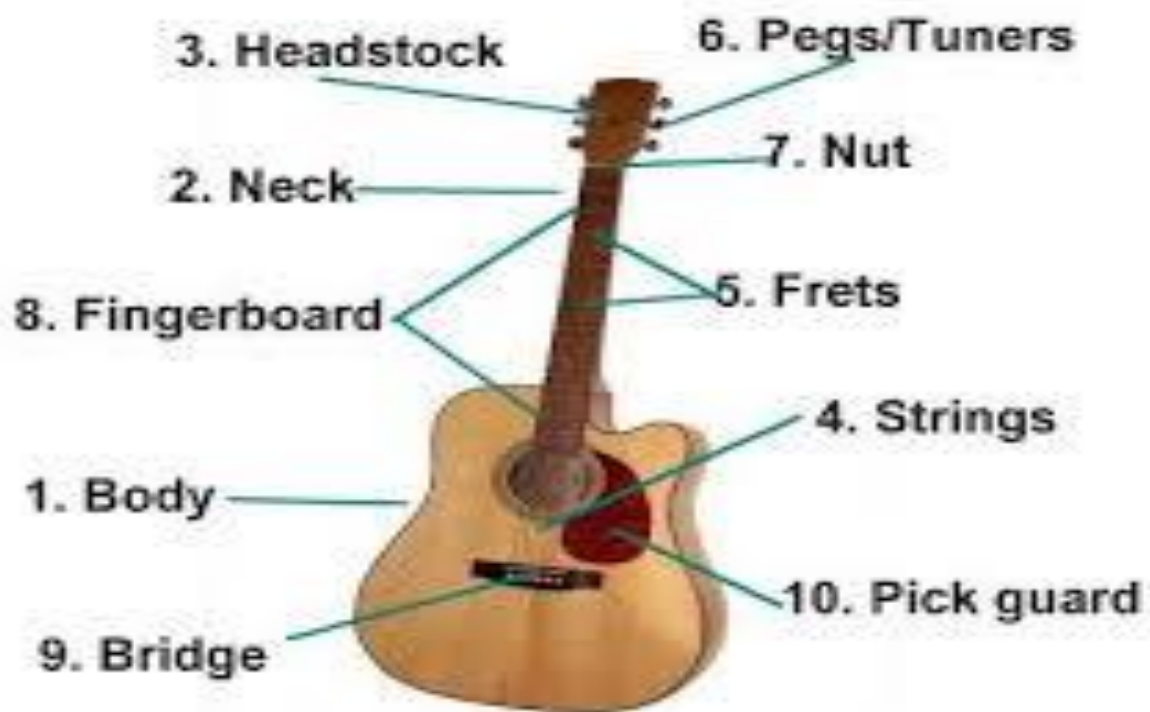
The first section of Guitar is called a HEADSTOCK , on which you will find the tuner and tuning pegs . The tuning pegs allow you tune the guitar by tightening or loosening the wire . The middle, narrow section of Guitar is called the neck . The nut is the white strip closest to the headstock.

The front side of the neck is called the Fret board .And the metal wires on the Fret board are called the frets, which help your fingers find the right spots. The biggest part of the Guitar is called the Body, Which has a hole in the middle called the Sound hole .On the body the Bridge ,the Saddle ,and the Bridge pins hold the wires in place.

The students should know the fret and Strings Names .The student should know 2 / 3 / 4 exercise where student have to play 2 fret one after other , for better movement of fingers and better understanding of Fret board .

FOR REFERENCE CLICK THE LINK : <https://www.youtube.com/watch?v=cWXDAsY5dYA>

LINK : https://www.youtube.com/watch?v=w_o8gonyGKk



KEYBOARD :- C Scale with Exercises

There are seven natural notes on a piano: C, D, E, F, G, A, B.

FOR REFERENCE CLICK THE LINK :

<https://www.youtube.com/watch?v=0QB1q75LWck&t=5s>

LINK : <https://www.youtube.com/watch?v=BRQDfSdjP60>



DRUMS :-Understanding the Drums and Stick handling

The Bass Drum : It is largest of all drums and also commonly get referred to as KICK DRUM .It is played by using foot pedal .

The Drum Stool/Throne : The Stool that you sit Known as Drum Stool/Throne

HI-HAT : A pair of cymbal which close against each other .

Snare Drum : It is the most important drums in the kit –it forms the centre of the kit .

There are different way of handling the stick

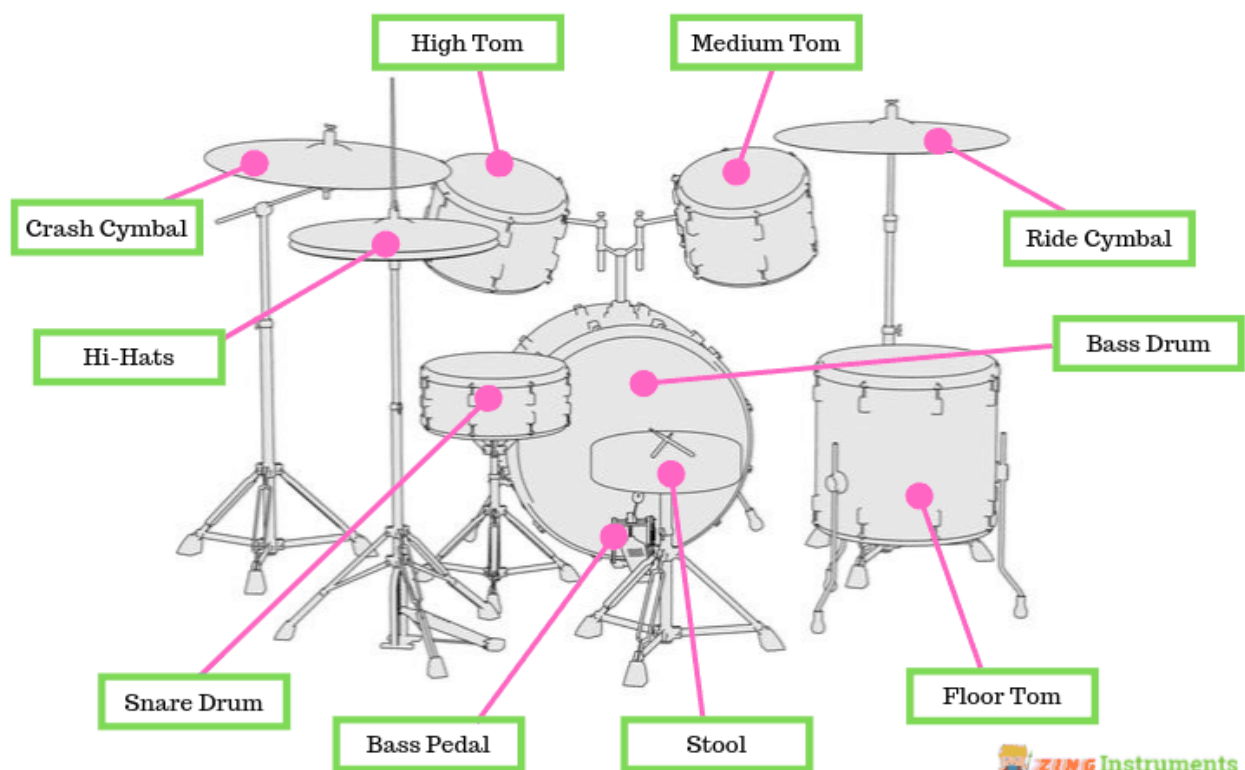
German Grip ,American Grip and French Grip

Teachers should tell the appropriate grip to the student

FOR REFERENCE CLICK THE LINK :

https://www.youtube.com/watch?v=Wea_zXuLcP0&t=1s

LINK : <https://www.youtube.com/watch?v=6nq-JeTUIEY>



INSTRUMENTAL SYLLABUS FOR CLASS – VI, VII, VIII

JULY – AUGUST 2024 - 2025

GUITAR:-C Scale and Concept of Rhythm and Strumming

We have 6 strings on the Guitar

E Higher

A

D

G

B

E Lower

we have different rhythm section that is Indian Rhythm and Western Rhythm

Indian Rhythm include Dadra ,Kehrawa , Jhaptaal etc

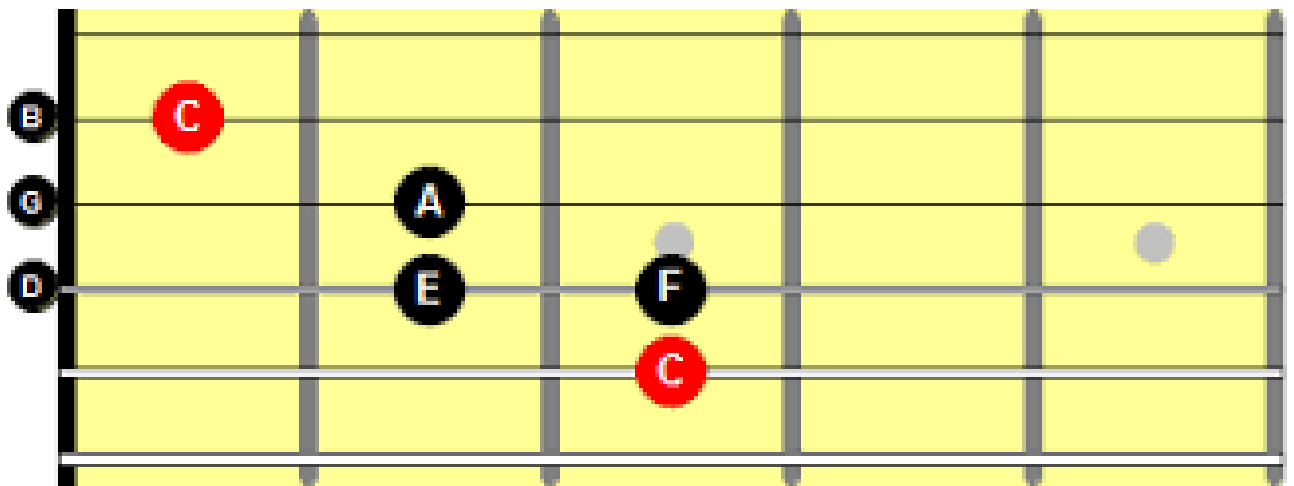
Western Rhythm include 4 beat , 8 beat , Waltz etc

FOR REFERENCE CLICK THE LINK :

https://www.youtube.com/watch?v=8ykeN4JC_O8&t=258s

LINK : <https://www.youtube.com/watch?v=vkitjhSKwXs>

C major



KEYBOARD :-Exercises based on C Scale

It will include where student has to practice exercise in order to free their fingers.The exercises are also known as ALANKAR in Indian classical .

Some of the basic exercise include

CC ,DD,EE ,FF ,GG AA ,BB,

CDE,DEF ,EFG ,FGA ,GAB

CDEF ,DEFG ,FGAB

CDEFG ,DEGFAB

CDC ,DED ,EFE,FGF ...etc

The students will interact with Rhythm . Rhythm section depends on Beat and there are different Rhythm pattern.

FOR REFERENCE CLICK THE LINK : <https://www.youtube.com/watch?v=iKgoOvc-6ro>

LINK : <https://www.youtube.com/watch?v=wYDNjmJDILw>



DRUMS:-Hi-Hat , Snare and Concept of Rhythm

It will include those exercise by which students will be able to command over it .

Some basic area where students have to look into that Hi-Hat is opening and closing accurately .

In the same way the stick should struck the middle of the Snare for better sound quality .

Moreover it is recommended that Student should practice the basic Exercises in Metronome so that

they are able to develop the correct timing and accuracy

Rhythm section depends on Beat and there are different Rhythm pattern.

we have different rhythm section that is Indian Rhythm and Western Rhythm

Indian Rhythm include Dadra ,Kehrwa ,Jhaptaal etc

Western Rhythm include 4 beat , 8 beat , Waltz etc

FOR REFERNCE CLICK THE LINK : <https://www.youtube.com/watch?v=2rRgOR-FG38&t=84s>

LINK : <https://www.youtube.com/watch?v=sKFBxc6dURA>



INSTRUMENTAL SYLLABUS FOR CLASS- VI , VII , VIII

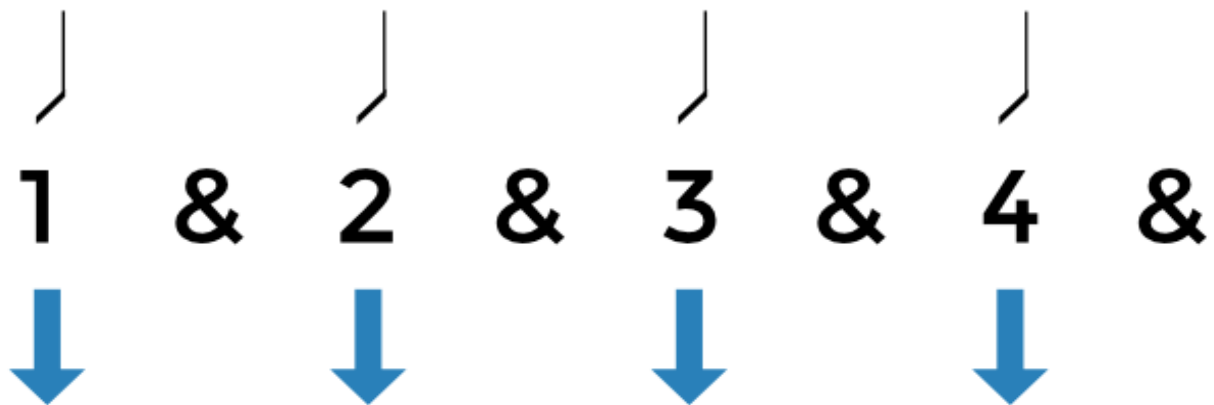
SEPTEMBER - OCTOBER 2024 - 2025

GUITAR :- Chords and Strumming based on 4 Counting

A **strumming pattern** is a preset **pattern** of down and up strokes played with your fingers or a pick against the strings. The **strumming pattern** will determine the rhythm for your music. You can **strum** with either your fingers or with a pick

FOR REFERENCE CLICK THE LINK : <https://www.youtube.com/watch?v=pYXJy5O9j2I>

LINK : <https://www.youtube.com/watch?v=ely9LaJJr4>



HARMONIUM :-Song based on C scale

As there are many Scale in the Harmonium it is recommended that student will focus on C scale . C scale which is taught earlier, in this scale teacher will teach students the songs which may be Rhymes ,full song or any of their composition .

The Notation should be given in C ,D ,E ,F, G, A, B, and it is mandatory that the finger should be correct

Some basic song are :-

- Happy birthday
- We shall over come (हम् होंगे कामयाब)
- Sargams
- Vande maatram
- Sare Jahan se acha

FOR REFERENCE CLICK THE

LINK : https://youtu.be/FM6JTh1Nz_g?si=HWGS-wd0X2CvjbGs



CJON :- Rhythm pattern based on 8 beat and 16 beat

In this Section , Students will practice the rhythm pattern which will be based on 8 beat and 16 beat .

The most important points while practicing rhythm that the SNER should sound correctly moreover the base sound should come from the middle of the Cjon.

Apart from these it is very important that all these rhythm should be practice in Metronome.

FOR REFERNCE CLICK THE LINK -:

<https://youtu.be/okAHT0hGXt8?si=skx9O5qVwfsEXsvi>



INSTRUMENTAL SYLLABUS FOR THE CLASS – VI, VII , VIII

NOVEMBER – DECEMBER 2024 - 2025

GUITAR :- Strumming

A **strumming pattern** is a preset **pattern** of down and up strokes played with your fingers or a pick against the strings. The **strumming pattern** will determine the rhythm for your music.

FOR THE REFERNCE CLICK THE LINK :

<https://www.youtube.com/watch?v=BdOBXBw81V8>

LINK : <https://www.youtube.com/watch?v=G7XICLxiHYA>

KEYBOARD :- Introduction of Rhythm and Chord

In these Section Students will interact with Rhythm . Rhythm section depends on Beat and there are different Rhythm pattern.

Beat means equal space between number and students must be able to show the beat by tapping the hands .

we have different rhythm section that is Indian Rhythm and Western Rhythm

Indian Rhythm include Dadra ,Kehrwa ,Jhaptaal etc

Western Rhythm include 4 beat , 8 beat , Waltz etc.

A chord is a group of notes that can be played together and function as the harmony in the music .There are lots of different chords that can be organized in different group and categories .One thing that differ among chord is how many note that are included. Some basic chord in C scale are

C Major,G Major ,A Minor ,E Minor ,F major

FOR REFERENCE CLICK THE LINK : <https://www.youtube.com/watch?v=1cGAuAkQqSo>

DRUMS :-Rhythm section of song taught on Keyboard

In this Section , Students will practice the rhythm pattern which will be based on 4 beat and 8 beat .

The most important points while practicing rhythm that the Hi –HAT should sound correctly moreover the Snare drum sound should come from the middle of the drum.

Apart from these it is very important that all these rhythm should be practice in Metronome.

It is very important that Student must have practice all exercise and should know the anatomy of Rhythm.

The Teacher will teach the rhythm of the song which are taught on Keyboard .Point to remember the Rhythm pattern will be taught on Metronome only .

FOR REFERNCE CLICK THE LINK : <https://www.youtube.com/watch?v=Utzyi4gfBDE&t=3s>

LINK : <https://www.youtube.com/watch?v=WizLXr7xecY>

INSTRUMENTAL SYLLABUS OF CLASS – VI , VII , VIII

JANUARY – FEBRUARY 2024 - 2025

SYNCING AND BAND CO-ORDINATION

In these section, Student will practice Drums ,Keyboard and Guitar with each other .
A common song / Composition should be there where Keyboard student should know the composition Guitar student should know the strumming and chords and Drums student should know the Rhythm .