

नेवी चिल्ड्रन स्कूल ,पोर्ट ब्लेयर
 वार्षिक पाठ्यक्रम विभाजन - (2024 – 2025)
 कक्षा - सातवीं विषय - हिंदी
 वसंत भाग-2 एवं स्पर्श हिंदी व्याकरण

माह	पाठों के नाम तथा पाठ संख्या	उद्देश्य / प्रतिफल	क्रियाकलाप
	सत्र – 1		
1. अप्रैल/ मई	1 हम पंछी उन्मुक्त गगन के 2. दादी माँ 3. हिमालय की बेटियाँ (स्वाध्याय) <u>व्याकरण-</u> वर्ण-विच्छेद, संज्ञा-भेद विलोम शब्द (21-40) <u>लेखन-</u> अनुच्छेद <u>अपठित-</u> गद्यांश	1. <u>हम पंछी उन्मुक्त गगन के-छात्र</u> स्वतंत्रता का महत्व समझेंगे। 2. <u>दादी माँ - छात्र</u> बड़ों का सम्मान , सेवा, सत्कार करना सीखेंगे। 3. <u>हिमालय की बेटियाँ (स्वाध्याय) - छात्र</u> हिमालय व उससे निकलने वाली नदियों के विषय में जानेगे। <u>व्याकरण-</u> छात्र वर्ण-विच्छेद ,संज्ञा व उसके भेदों की पहचान,विलोम शब्दों सेअवगत होंगे <u>अनुच्छेद-लेखन-</u> विभिन्न विषयों पर विचार व्यक्त करने में सक्षम होंगे। छात्र अपठित गद्यांश के प्रश्नों के उत्तर देंगे।	. हम पंछी उन्मुक्त गगन के कविता का सस्वर गायन / सचित्रलेखन हिंदी महीनों केनाम व ऋतुएँ <u>अनुच्छेद लेखन-</u> विभिन्न विषयों पर अनुच्छेद लेखन
2. मई/जून	4.कठपुतली	4. <u>कठपुतली -छात्र</u> स्वतंत्रता के महत्व के साथ-साथ आत्मनिर्भर होना,आजादी को बनाए रखने के लिए प्रयत्नशील बने रहना आदि बातें सीखेंगे।	<u>कठपुतली-कठपुतली</u> जैसे अन्य किसी खेल-तमाशे पर चर्चा।

		<p><u>व्याकरण-</u> पर्यायवाची शब्द (16-30)</p> <p><u>अपठित काव्यांश</u></p>	<p>छात्र पर्यायवाची शब्दों से अवगत होंगे, और किसी भी काव्य के अंश पढ़कर, समझकर प्रश्नों के उत्तर देने में सक्षम होंगे।</p>	
3.	जुलाई	<p>5. मिठाईवाला</p> <p>6. रक्त और हमारा शरीर (स्वाध्याय)</p> <p>7. पापा खोगए</p> <p><u>व्याकरण -</u> सर्वनाम व भेद, अनेक शब्दों के लिए एक शब्द (21-40)</p> <p><u>लेखन-</u> चित्र पर आधारित कहानी</p>	<p>5. <u>मिठाईवाला</u> - छात्र परिवार व अपनों का महत्व समझेंगे।</p> <p>6. <u>रक्त और हमारा शरीर-</u> छात्र पाठ का अध्ययन करके रक्त सम्बन्धी भिन्न - भिन्न जानकारी प्राप्त करेंगे।</p> <p>7. <u>पापा खो गए</u> - छात्र साहित्य की महत्वपूर्ण विधा 'नाटक' के विषय में जानेगे।</p> <p>छात्र सर्वनाम व उनके भेद, अनेक शब्दों के लिए एक शब्द बनाना। चित्र पर आधारित कहानी लेखन करना सीखेंगे।</p>	<p>. मिठाईवाले की तरह किसी अन्य फेरीवाले का सचित्र वर्णन (मौखिक/लिखित)</p> <p>. <u>रक्त और हमारा शरीर</u> - रक्तदान का महत्व चर्चा</p> <p>. अपने जीवन की किसी अविस्मरणीय घटना पर चर्चा।</p> <p><u>लेखन-</u> चित्र पर आधारित कहानी अभ्यास कार्य।</p>
4.	अगस्त	<p>8 शाम - एक किसान</p> <p>9. चिड़िया की बच्ची (स्वाध्याय)</p> <p>10. अपूर्व अनुभव</p>	<p>8. <u>शाम - एक किसान-</u> छात्र प्रतिकात्मक शैली, ग्रामीण एवं क्षेत्रीय शब्दों से परिचित होंगे।</p> <p>9. <u>चिड़िया की बच्ची-</u> छात्र पक्षियों की भावनाओं, उनके लिए आज़ादी का महत्व आदि बातों को समझेंगे।</p> <p>10. <u>अपूर्व अनुभव-</u> छात्र सफलता प्राप्ति के भिन्न -भिन्न सोपान तीव्र इच्छा, कठोर</p>	<p>. प्रकृति से संबंधित सचित्र कविता लेखन</p> <p>. पशु-पक्षियों के संरक्षण पर चर्चा</p> <p>. मित्रता का महत्व - अनुच्छेद लेखन</p>

5.	सितम्बर	<p><u>व्याकरण</u> - विराम-चिह्न, मुहावरे(16-30)</p> <p><u>लेखन</u>- पत्र-लेखन (अनौपचारिक)</p> <p>पुनरावर्तन एवं अर्धवार्षिकपरीक्षा</p>	<p>परिश्रम, कुशाग्र बुद्धि आदि के विषय में जानेंगे। छात्र विराम-चिह्न की पहचान करना सीखेंगे छात्र वाक्यों में मुहावरों का प्रयोग करना सीखेंगे अनौपचारिक पत्र-लेखन में सक्षम होंगे।</p> <p>परीक्षा हेतु अभ्यास द्वारा छात्र अच्छे अंक लाने का प्रयास करेंगे</p>	<p><u>पत्र-लेखन</u> (अनौपचारिक) अभ्यास कार्य।</p>
	सत्र - 2			
6.	अक्टूबर	<p>11. रहीम के दोहे 12. कंचा</p> <p><u>व्याकरण</u>- अनेक शब्दों के लिए एक शब्द (41-55) <u>अपठित</u> - गद्यांश</p>	<p>11. <u>रहीम के दोहे</u> - छात्र प्रेम, त्याग जैसे उच्चकोटि के मानवीय गुणों को धारण करना सीखेंगे। 12. <u>कंचा</u> - छात्र महत्वाकाँक्षाओं पर नियंत्रण सीखेंगे।</p> <ul style="list-style-type: none"> ● छात्र अनेक शब्दों के लिए एक शब्द बनाना सीखेंगे <p>.छात्र किसी भी गद्य के अंश को पढ़कर, समझकर प्रश्नों के उत्तर देने में सक्षम होंगे।</p>	<p>. <u>रहीम के दोहे</u>- दोहा गायन . ग्रामीण खेलों की सचित्र जानकारी <u>अपठित गद्यांश</u> - अभ्यास कार्य।</p>
7.	नवम्बर	<p>13. एक तिनका</p>	<p>13. <u>एक तिनका</u> - छात्र 'अभिमान' एवं 'स्वाभिमान' शब्दों में भेद समझेंगे।</p>	<p>13. <u>एक तिनका</u> - एक तिनका कविता से सीख / प्रेरणा</p>

		<p>14. खान-पान की बदलती तस्वीर (स्वाध्याय)</p> <p>15. नीलकंठ</p> <p><u>व्याकरण-</u> विशेषण व भेद , विलोमशब्द (41-60)</p> <p><u>पठित-</u> काव्यांश</p>	<p>14. <u>खान-पान की बदलती तस्वीर-</u> छात्र खान-पान की संस्कृति, उसकी गुणवत्ता आदि को समझेंगे।</p> <p>15. <u>नीलकंठ-</u> छात्र समस्त जीवों से प्रेम व्यवहार सीखेंगे, उनके व्यवहार, स्वभाव को समझेंगे।</p> <ul style="list-style-type: none"> • छात्र विशेषण व उनके भेदों को समझेंगे। • छात्र विलोम शब्दों से अवगत होंगे • छात्र किसी भी काव्य के अंश को पढ़कर, समझकर प्रश्नों के उत्तर देने में सक्षम होंगे। 	<p>. जंक फूड का सेहत पर</p> <p>. महादेवी वर्मा द्वारा लिखित किसी अन्य पशु या पक्षी पर कहानी।</p> <p><u>व्याकरण-</u> अभ्यास कार्य।</p> <p><u>पठित काव्यांश-</u></p> <p>अभ्यास कार्य।</p>
8.	दिसम्बर	<p>16. भोर और बरखा।</p> <p>17. वीर कुँवर सिंह</p> <p>18. आश्रम का अनुमानित व्यय (स्वाध्याय)</p> <p><u>व्याकरण-</u> क्रिया व भेद (संरचना के आधार पर), मुहावरे (31-45),</p> <p><u>लेखन-</u> चित्र पर आधारित कहानी</p>	<p>16. <u>भोर और बरखा</u> - छात्र भक्ति, भक्त, कृष्ण भक्ति आदि विषयों को समझेंगे।</p> <p>17. <u>वीर कुँवर सिंह</u>- छात्र देशहित को स्वहित से बड़ा मानेंगे।</p> <p>18. <u>आश्रम का अनुमानित व्यय</u> - छात्र गांधीजी की विचारधारा को समझेंगे।</p> <ul style="list-style-type: none"> • छात्र क्रिया व उनके भेद , मुहावरों का वाक्यों में प्रयोग व चित्र देखकर कहानी लेखन सीखेंगे। 	<p>. मीरा द्वारा रचित अन्य पदों का गायन।</p> <p>. स्वतंत्रता सेनानियों के किस्से-कहानिया ।</p> <p>. साबरमती आश्रम की स्थापना के व्यय का बजट निर्माण।</p> <p><u>लेखन-</u> चित्र पर आधारित कहानी अभ्यास कार्य।</p>
9.	जनवरी	<p>19. संघर्ष के कारण मैं तुनक</p>	<p>19. <u>संघर्ष के कारण मैं तुनक मिजाज हो गया-</u></p>	<p>. भारतीय राष्ट्रीय खेल हॉकी की जानकारी</p>

		<p>मिज़ाज हो गया</p> <p>20.विप्लव-गायन(स्वाध्याय)</p> <p><u>व्याकरण-</u> कारक,पर्यायवाची शब्द(31-45)</p> <p><u>लेखन-</u> संवाद</p>	<p>छात्र महान खिलाड़ी धनराज पिल्लै के बारे में जानेंगे।</p> <p>20.<u>विप्लव-गायन-</u></p> <p>छात्रक्रांति, परिवर्तन, विनाश, नवनिर्माण जैसे शाश्वत नियमों का महत्व समझेंगे।</p> <p>छात्र कारक व पर्यायवाची शब्दों से अवगत होंगे तथा संवाद लिखने में सक्षम होंगे।</p>	<p><u>विप्लव-गायन-</u> कविता वाचन।</p> <p><u>लेखन-संवाद</u> लिखने का अभ्यासकार्य।</p>
10.	फरवरी मार्च	<p>लेखन- पत्रलेखन (औपचारिक), अनुच्छेदलेखन</p> <p>पुनरावर्तन व वार्षिक परीक्षा</p>	<p>. औपचारिक पत्र लेखन में सक्षम होंगे।</p> <ul style="list-style-type: none"> ● विभिन्न विषयों पर विचाराभिव्यक्ति करने में सक्षम होंगे। ● परीक्षा हेतु अभ्यास द्वारा छात्र अच्छे अंक लाने का प्रयास करेंगे। 	<p>औपचारिक पत्र लेखन व अनुच्छेद लेखन का अभ्यास कार्य।</p>

नोट - पाठानुसार दिए गए क्रियाकलापों का रचनात्मक मूल्यांकन की आवश्यकता के अनुसार चयन एवं बदलाव किया जा सकता है।

नेवी चिल्ड्रन स्कूल , नई दिल्ली
संस्कृत पाठ्यक्रम विभाजनम् 2024-25
कक्षा- सप्तमी (VII)

मासाः	पाठस्य नामानि	व्याकरणम्	क्रियाकलाप
अप्रैल	पाठ-1-सुभाषितानि पाठ-2- दुर्बुद्धिःविनश्यति	धातुरूपम्- पठ् ,चर् (लट्लकारः, लृट्लकारः) शब्दरूपम् -तद्, एतद्	सस्वरश्लोकवाचनम् । कथाकथनम्
मई + जून	पाठ-3- स्वावलम्बनम्	संख्या- 1- 50, अपठित गद्यांशं चित्रवर्णन	संख्यावाचिशब्दानाम् उच्चारणम्
जुलाई	पाठ-5- पण्डिता रमाबाई	अव्ययप्रयोग, पर्याय ,विपर्यय संवाद लेखन	रमाबाई -महोदयायाः जीवनस्य संक्षिप्तं परिचयं लिखत ।
अगस्त	पाठ-6- सदाचारः पाठ - 7 - सकल्पः सिद्धिदायकः (SUBJECT ENRICHMENT ACTIVITY) पाठ-8- त्रिवर्णः ध्वजः	शब्दरूपम् - मति, नदी लङ्लकारः , लोट्लकार धातुरूपम्-कृ, अस्	सदाचारस्य विषये एकम् अनुच्छेदं लिखत। त्रिवर्णध्वजस्य विषये पञ्चवाक्यानि रचयत।
सितम्बर	पुनरावृत्ति अर्धवार्षिक परीक्षा हेतु	संस्कृत अनुवाद (लट्लकार में)	
अक्टूबर	पाठ-9-अहमपि विद्यालयं गमिष्यामि पाठ-13- अमृतं संस्कृतम्	शब्दरूपम् -किम् (शब्दरूप तीनो लिंगो में) उपपदविभक्ति, विशेषण - विशेष्य	बालक - बालिकानां मौलिकाधिकारस्य विषये लिखत।
नवम्बर	पाठ-10-विश्वबन्धुत्वम् पाठ-11- समवायो हि दुर्जयः	धातुरूप- दृश् शब्दरूपम् - वारि,मुनि	वसुधैव कुटुम्बकम् इति विषये एकं लघु - अनुच्छेदं लिखत ।

		चित्र वर्णन, अपठित गद्यांश	कथाकथनम् ।
दिसंबर	पाठ-12- विद्याधनं	51-100 संख्या, विधिलिङ् लकार धातुरूप- स्था,वस्	सस्वरश्लोकवाचनम्
जनवरी	पाठ-15- लालनगीतम् (मौखिक) <u>न परीक्षाकृते</u>	शब्दरूप- मातृ, पितृ पत्रलेखन संस्कृत अनुवाद (लट् एवं लृटलकार् में)	
फरवरी/मार्च	पुनरावृत्ति एवं व्याकरण अभ्यास		

NAVY EDUCATION SOCIETY
CONDUCT OF COMMON ANNUAL EXAMINATION FOR AY 2024 - 25
FOR NAVY CHILDREN SCHOOLS

SPLIT- UP SYLLABUS
SUBJECT: ENGLISH
CLASS: VII

TERM-I

MONTH	COURSE BOOK- HONEY COMB	SUPPLEMENTARY READER- AN ALIEN HAND	GRAMMAR	WRITING SKILL	SUBJECT ENRICHMENT ACTIVITY
APRIL/MAY	L1. THREE QUESTIONS P1.THE SQUIRREL L2.A GIFT OF CHAPPALS	L1.THE TINY TEACHER	TENSES (PRESENT AND PAST) NON TEXTUAL IF CONDITIONAL CLAUSES	PARAGRAPH WRITING (DESCRIPTIVE PARAGRAPH)	PICK OUT INSTANCES OF PERSONIFICATION FROM ANY POEM.
JUNE/ JULY	P2.THE REBEL L3.GOPAL AND THE HILSA FISH P3.THE SHED	L2. BRINGING UP KARI	REPORTED SPEECH	GUIDED STORY WRITING	COMIC STRIP
AUGUST	L4. THE ASHES THAT MADE TREES BLOOM P4.CHIVVY	L5.GOLU GROWS A NOSE	ARTICLES QUESTION WORDS	INFORMAL LETTER -NON TEXTUAL	BOOK REVIEW
SEPTEMBER	L.5 QUALITY P5 TREES				

		REVISION		FORMAL LETTER(COMPLAINT)	
--	--	-----------------	--	-------------------------------------	--

TERM II

MONTH	COURSE BOOK- HONEY COMB	SUPPLEMENTARY READER- AN ALIEN HAND	GRAMMAR	WRITING SKILL	SUBJECT ENRICHMENT ACTIVITY
--------------	------------------------------------	--	----------------	----------------------	--

OCTOBER	L6.EXPERT DETECTIVES P6 MYSTERY OF THE TALKING FAN		ACTIVE AND PASSIVE VOICE	DIALOGUE WRITING	PREPARING A QUESTIONNAIRE & CONDUCTING A SURVEY. PRESENTING REPORT ON THE RESULT
NOVEMBER	L7.THE INVENTION OF VITA-WONK P7.DAD AND THE CAT AND THE TREE P8.MEADOW SURPRISES	L7.CHANDNI	MODALS	NOTICE WRITING (COMPETITIONS)	
DECEMBER	P9 GARDEN SNAKE	L8 THE BEAR STORY		GUIDED STORY WRITING	
JANUARY		L9.A TIGER IN THE HOUSE L10. AN ALIEN HAND	ADVERBS (MANNER & FREQUENCY)		LISTENING COMPREHENSION WORKSHEET
FEBRUARY			REVISION		

SYLLABUS FOR ANNUAL EXAMINATION 2023-24

TERM I: (20%)

SUPPLEMENTARY READER

L1 THE TINY TEACHER

HONEY COMB :

L5 QUALITY

GRAMMAR: ARTICLES, TENSES (PRESENT &PAST)

WRITING SKILL: FORMAL LETTER (COMPLAINT LETTER)

TERM II COMPLETE SYLLABUS

CLASS – VII
SUBJECT – ENGLISH
BLUE PRINT

SECTION A **READING 20 Marks**

1. Discursive Passage (300 words)-**10 Marks / 8 questions**
 - 3 MCQs x 1 Mark = 3 Marks
 - 2 Short Answer Questions x 2 Marks = 4 Marks (40 words)
 - 3 Subjective Questions x 1 Mark = 3Marks

2. Data based Passage (200 words)- **10 Marks / 8 Questions**
 - 2 MCQs x 1 Mark = 2 Marks
 - 2 Short Answer Questions x 2Marks = 4 Marks
 - 4 Subjective Questions x 1 Mark = 4 Marks (True/false or Single word / single sentence answers)

SECTION B (GRAMMAR AND WRITING SKILLS) **20 Marks**

3. Grammar- **12 questions out of which 10 to be answered (1 Mark each)**

1. 5 questions should be MCQ – Articles, Modals, Tenses
2. 7 questions on Active & Passive Voice, Adverbs of Manner and Frequency,

4. Writing skills- 10 Marks

Attempt any one from A and B (5 Marks)

A. Dialogue Writing (80-100 words)

Or

B. Story writing

5. Attempt any one from A and B (5 Marks)

A. Writing a Formal Letter (80-100 words)

OR

B. Notice Writing in 50 words.

SECTION C- (Literature) 40 marks

6. Reference to Context

One extract out of two from Prose (5 Marks)

A. One extract should be from main text.

3 questions x 1 Mark = 3 Marks (1 Question should be MCQ)

1 Question of 2 Mark = 2 Marks (40 Words)

OR

B. One should be from supplementary.

3 questions x 1 Mark = 3 Marks (1 Question should be MCQ)

1 Question of 2 Mark = 2 Marks (40 Words)

7. One extract out of two from Poetry- **5 Marks**

A. Extract 1 (poem)

3 questions x 1 Mark = 3 Marks (1 Question should be MCQ)

1 Question of 2 Mark = 2 Marks (40 Words)

OR

B. Extract 2 (Poem)

3 questions x 1 Mark = 3 Marks (1 Question should be MCQ)

1 Question of 2 Mark = 2 Marks (40 Words)

Short and Long Answer Questions

8. Four out of Five Short Answer Type Questions to be answered in 30- 40 words from the '**Honeycomb**' **4x3=12 Marks**
9. Two out of Three Short Answer Type Questions to be answered in 30- 40 words from '**An Alien Hand**' **2x3=6 Marks**
10. One out of two Long Answer Type Questions from '**Honeycomb**' to be answered in words 80-100 **6 Marks**
11. One out of two Long Answer Type Questions from '**An Alien Hand**' to be answered in 80- 100 words. **6 Marks**
-

NAVY CHILDREN SCHOOL
Mathematics Split-up Syllabus 2024-25
Grade VII

S.No.	Month	Unit Name	Chapter No.	Chapter Name	No. of Periods	Tentative No. of Working Days Available	Suggested Activities	Exam
1	April	Number System	1	Integers	10	16		Chap. No.: 1, 2
		Number System	2	Fraction and Decimals (Contd....)	6		Activity on Multiplication of Decimals	
		Vacation						
2	June	Number System	2	Fraction and Decimals (Contd....)	9	16		Chap. No.: 1, 2
		Statistics and Probability	3	Data Handling	3			
		Revision			4			
3	July	Revision & Exam			8	24		Chap. No.:1,2,3,4,5
		Statistics and Probability	3	Data Handling (Contd....)	7		Project: Find the mean and median height of your class students	
		Algebra	4	Simple Equations	9			
4	August	Algebra	4	Simple Equations (Contd....)	5	23		Chap. No.:1,2,3,4,5
		Geometry	5	Lines and Angles	12			
			6	Triangle and its Properties	3			
		Revision			3			
5	September	Revision & Exam			15	21		Chap. No.:6, 8, 9, 11
		Geometry	6	Triangle and its Properties (Contd.)	6			
6	October	Vacation				15		Chap. No.:6, 8, 9, 11
		Geometry	6	Triangle and its Properties (Contd.)	6		Activity to verify ASPT	
		Algebra	8	Comparing Quantities	9			
7	November	Algebra	8	Comparing Quantities (Contd...)	6	23		Chap. No.:6, 8, 9, 11
		Number System	9	Rational Numbers	8			
		Mensuration	11	Perimeter and Area	9		Activity to derive the formula of area of circle	

8	December	Mensuration	11	Perimeter and Area	5	18		Chap. No.: 3, 6, 8, 9, 11, 12, 13
		Revision & Exam			13			
		Vacation						
9	January	Algebra	12	Algebraic Expression	10	20	Activity Algebraic Expressions	
		Algebra	13	Exponents and Powers	10			
10	February	Geometry	14	Symmetry	5	22		
		Geometry	15	Visualising Solid Shapes	5		Activity on Visualising Solid Sha	
		Revision & Exam			12			
11	March	Final Exam			12	12		

Note:

1. Deleted topics in the chapters are not to be assessed in the exams.
2. Deleted topics in various chapters are sent as separate attachments.
3. The activities mentioned are just suggested activities.
4. The tentative number of working days has been calculated based on the vacation schedule given by NES

NAVY CHILDREN SCHOOL



SCIENCE SYLLABUS MONTH WISE SPLIT UP (2024- 25)

CLASS –VII

MONTH	CHAPTER NO.	CHAPTER NAME	SUGGESTED ACTIVITIES
TERM I			
APRIL - JUNE	1	NUTRITION IN PLANTS	<ul style="list-style-type: none">• Plant Nutrition Bingo: Create custom bingo cards with different elements of plant nutrition in the squares. While calling out facts about nutrition, students will cross out the corresponding squares on their Bingo card.• Water pieces of bread and keep it in warm places for 2 to 3 days and record your observation• Iodine test to check the presence of starch in leaf.
	2	NUTRITION IN ANIMALS	<ul style="list-style-type: none">• Digestion relay race: Organize a relay race where each team represents different stages of digestive process. Students should act out various aspects of digestion as they pass on a ball representing food.• Make a note on the methods of food intake by difference animal around you. OR• Action of saliva on starch.
	3	HEAT	<ul style="list-style-type: none">• Thermometer Pictionary: Students take turns drawing different thermometer readings on the board. Classmates guess the temperatures, building familiarity with reading thermometers and associating different temperatures with daily weather conditions.• Measure the body temperature of your family members with a clinical thermometer. Record your observations.• Practical applications of conduction and role of convection current in daily life.
REVISION 04 JUL 24 - 12 JUL 24 PT- I			

JULY	4	ACIDS, BASES, AND SALTS	<ul style="list-style-type: none"> • Neutralisation ring – Post neutralisation related questions around the classroom. Divide students into groups and ask them to move around to answer each question. Award points based on correct answers and arrange friendly competition among groups. • Collect solutions of common substance like sugar, salt, vinegar, lime juice etc. And observe their acidic and basic nature with turmeric/litmus/China rose. • Showing neutralization reaction.
	5	PHYSICAL AND CHEMICAL CHANGES	<ul style="list-style-type: none"> • Physical change & Chemical changes – Making shapes of paper, burning of Mg ribbon etc. • Keep iron nails in tap water, salty water and in tap water with oil film on the top separately and observe the different rates of rusting. • Reaction of baking soda and vinegar to form volcano

AUGUST	6	RESPIRATION IN ORGANISM	<ul style="list-style-type: none"> • Find the breathing rate under different conditions like sleeping, walking, running • Preparation of a model to show the mechanism of breathing by using plastic bottle and balloon • Make a model of stethoscope
	7	TRANSPORTATION IN ANIMALS AND PLANTS (Assessment to be done in Term-2)	<ul style="list-style-type: none"> • Transportation of water in a stem demonstration. • Circulatory system roleplay

SEPTEMBER	REVISION FOR HALF YEARLY		
	06 SEP 2024 - 22 SEP 2024		
	HALF YEARLY EXAMINATION		
SEP/OCTOBER	8	REPRODUCTION IN PLANTS	<ul style="list-style-type: none"> • Demonstration vegetative reproduction in potato and bryophyllum leaf. • Collect various types of fruits, split them open and examine the seeds within. Note the characteristics. • Demonstration of sexual parts of the flower by dissecting the hibiscus flower.

NOVEMBER	9	MOTION AND TIME	<ul style="list-style-type: none"> • Measure the time period of a simple pendulum. • Measurement of speed by walking and running by the students. • Observe the odometer and speedometer in any vehicle in the school campus and record it in the science diary.
DECEMBER	10	ELECTRIC CURRENT AND ITS EFFECTS	<ul style="list-style-type: none"> • Make four electromagnets with 20, 40 and 60 turns. Connect them one by one with a battery of 2 cells. Compare the strengths of the electromagnets. • Electric circuit using wire cell and bulb
	REVISION		
11 DEC 2024 TO 20 DEC 2024			
PT II			

DECEMBER/ JANUARY	11	LIGHT	<ul style="list-style-type: none"> • Image formation by spherical mirrors and lenses. • Newton's disc • Activity to show dispersion of sunlight by prism
	12	FOREST: OUR LIFELINE	<ul style="list-style-type: none"> • Make poster showing negative impacts of deforestation OR • Collect clippings from newspapers and magazines on the news items, articles and pictures related to water shortage. Paste them in your scrapbook and share it with your friends. • Collect and paste the pictures of trees having different types of crowns.
	13	WASTE WATER STORY	<ul style="list-style-type: none"> • Tracing the route of sewage in your building. • Discuss with grandparents and other elderly people in your neighborhood about sewage disposal systems of olden time • Activity to make a simple water filter using sand gravel charcoal etc
FEBRUARY REVISION			
27 FEB 2025 TO 13 MARCH 2025			
ANNUAL EXAMINATION			

NAVY EDUCATION SOCIETY
COMMON FINAL EXAMINATION AY 2023-24
CLASS VII
SCIENCE
BLUE PRINT

Time: 3 hours

Max.Marks:80

SL.NO	TERM	NAME OF THE CHAPTER	1 MARK OTQ	2 MARKS VSA	3 MARKS SA	5 MARKS LA	4 MARKS CASE STUDY	TOTAL Q(M)
1	TERM-1	Acid, Bases and Salts	3(1)	1(2)	1(3)	----	----	5(8)
2		Physical and Chemical changes	1(1)	----	1(3)	----	1(4)	3(8)
3	TERM-2	Transportation in Plants and Animals	1(1) 1(1)A/R	1(2)	1(3)	1(5)	----	5(12)
4		Reproduction in plants	2(1)	1(2)	1(3)	----	1(4)	5(11)
5		Motion and Time	2(1)	1(2)	1(3)	----	1(4)	5(11)
6		Electric current and its effects	2(1) 1(1)A/R	----	1(3)	1(5)	----	5(11)
7		Light	2(1) 1(1)A/R	1(2)	----	1(5)	----	5(10)
8		Forest: Our lifeline	2(1)	----	1(3)	----	----	3(5)
9		Waste water Story	2(1)	1(2)	----	----	----	3(4)
TOTAL			20(1)	6(2)	7(3)	3(5)	3(4)	39(80)

Note: Number of questions written outside the bracket and marks written inside the bracket.

A/R- Assertion and Reason questions

NAVY CHILDREN SCHOOL
CLASS - VII SPLIT UP SYLLABUS SESSION 2024-25
SUBJECT- SOCIAL SCIENCE

Ser .	Month	Subject	Chapter	Subject Enrichment Activities
1	Apr/May	Geo.	Ch-1 Environment	Flow Chart of Components of Environment
		Political science	Ch-1 On Equality	Essay writing on need of equality in our society
		His.	Ch-1 Tracing Changes Through a Thousand Years (Not for pen paper test)	List some of the technological changes associated with this period.
		His.	Ch-2 Kings and Kingdoms	Map Work Cheras, Pandyas, Cholas, Rastrakutas, Palas, Gurjara Pratiharas
2	Jun/July	Geo.	Ch-2 Inside Our Earth	Poster making on internal structure of the earth
		Geo.	Ch-3 Our Changing Earth	Collect Pictures of Exogenic Forces and Endogenic Forces
		Political science	Ch-2 Role of the Government in Health (Not for Pen Paper Test)	Group activity- Assign each group a state from each region of India. Let the group chart/projects on the respective government taken to prevent Pandemic Covid 19. (Art Integration)

3	Aug	His.	Ch-3 Delhi: 12 th to 15 th century	Collect Pictures of Monument
		Political science	Ch-3 How the State Government Works?	Role play on work of the government
		Geo.	Ch-4 Air (Not for Pen Paper Test)	Click the photos of various atmospheric condition and exhibit. (Art Integration)
		Political science	Ch-4 Growing Up as Boys and Girls (Not for Pen Paper Test)	Group Discussion - Role of Boys and Girls in daily life
4	Sep.	Revision		
5	Oct	His.	Ch-4 The Mughals (16 th to 17 th century)	List the monuments built by Mughals Map Work Mughal Military campaigns -Chittor, Ajmer, Kabul, Patna, Mathura, Delhi, Panipat
		Geo.	Ch-5 Water	Draw A Diagram of water cycle
6	Nov	Political science	Ch-5 Women Change the World	Debate- role of women in politics
		Political science	Ch-6 Understanding Media	PPT On role of Media in our daily life
		His.	Ch-5 Tribes Nomads and Settled Communities (Not for Pen Paper Test)	Project on tribal life

7	Dec	Political science	Ch-7 Market Around Us	Collect Pictures Types of Market
8	Jan	His.	Ch-8 18th Century Political Formation	Collect popular tales about-rulers from any one of the following groups of people: the Rajputs, Jats, Sikhs or Marathas.
		Political science	Ch-8 Shirt in a Market (Not for Pen Paper Test)	Story Writing About Journey of Raw Material to Finished Product
		Geo.	Ch-6 Human Environment Interactions: The Tropical and Sub Tropical Region (Not for Pen Paper Test)	List the problems faced by people living in tropical and sub-tropical regions.
		His.	Ch-7 Making of Regional Cultures (Not for Pen Paper Test)	Collect the Information of The Saints Of North And South India.
9	Feb	Geo.	Ch-7 Life in the Desert	Map Work On the outline map of Africa, mark the Sahara Desert and countries around it. On the outline map of India, mark the Karakoram Range, Zanskar Range, Ladakh and Zoji La pass.
		His.	Ch-6 Devotional Paths to the Divine (Not for Pen Paper Test)	Collect the pictures of saints and make collage. (Art Integration)

NAVY CHILDREN SCHOOL, Mumbai
G.K. TOPICS FOR CLASS - VII(AY 2024-25)

MONTH	UNIT	Period	TOPIC	SUB-TOPIC	Learning Outcomes	WORKSHEET
APRIL MAY	Unit I	4	Our Defence Forces	<ol style="list-style-type: none"> 1. Indian Armed Forces 2. Indian Army and Indian Air Force 3. The Indian Navy 	<ul style="list-style-type: none"> • Students understanding the strategic significance of India's geographical location and its maritime borders. • It provides an understanding of the various roles, ranks, and opportunities available within the military sector. 	
JUNE JULY	Unit II	5	Incredible India	<ol style="list-style-type: none"> 4. Indian History - 5. Indian Currency 6. Embroidery Designs 7. Puppetry in India 8. Indian Railways 9. Riverside Cities 	<ul style="list-style-type: none"> • Identify Approaches towards the sources and the study of ancient Indian history. • Students will learn about the denominations of the Indian currency, including notes and coins that are currently in circulation, as well as the symbols, languages, and images featured on them. • Students will understand how embroidery is used in the fashion industry and interior design, learning about its application in creating garments, accessories, and home décor items. • Students will learn about the inception, development, and expansion of the Indian Railways • Students will understand the importance of conserving waterways for future generations. 	
AUGUST	Unit III	3	The World Around Us	<ol style="list-style-type: none"> 10. Guess the Country 11. World's Indigenous People 	<ul style="list-style-type: none"> • Engaging with various aspects of different countries will spark students' curiosity and interest in further exploring world geography. • Students will have opportunities to engage 	

				<p>12. United Nations 13. Global News Agencies 14. Know about World Organisations 15. Forms of Government</p>	<p>directly with indigenous art forms, craft-making, music, or dance, enhancing their skills in and appreciation for these expressions..</p> <ul style="list-style-type: none"> Analyzing the effectiveness and challenges of the UN in various contexts will enhance students' ability to think critically about international issues, policy-making, and global governance. Students will be able to explain the function of global news agencies students will develop knowledge about various world organizations Students will be able to analyze and compare different forms of government based on criteria such as governance, accountability, citizen rights, and the distribution of power. 	
AUGUST	Unit IV	1	Animal Kingdom	<p>16. Dedicated Dads 17. Deep see Creatures</p>	<ul style="list-style-type: none"> Analyzing the role of dedicated dads in the animal kingdom will enhance students' abilities to think critically about biological diversity, animal behavior, and the factors that influence parenting roles in nature. Students will develop an appreciation for the diversity of life in the deep sea and the importance of conserving marine ecosystems. 	
SEPTEMBER	Unit IV	1	Animal Kingdom	<p>18. Animal Eyesight 19. Animal Olympians</p>	<ul style="list-style-type: none"> Students will learn about the anatomical and physiological adaptations in animal eyesight, including color vision, night vision, depth perception, and motion detection, and how these adaptations support survival. Students will participate in activities that involve comparing their own abilities (e.g., running speed, jumping length) with those of animal Olympians 	

SEPTEMBER	Unit V	3	Plant Kingdom	20. Watch, What You Eat 21. Strange and Unusual Trees 22. House Plants 23. Plant Quiz	<ul style="list-style-type: none"> • Students will develop their own guides or diaries that track their consumption of plant-based foods, analyzing the nutritional content and diversity of their diets. • Encourage a sense of wonder and appreciation for the diversity and complexity of trees in the plant kingdom • Students will be able to recognize and name various common house plants. 	
OCTOBER	Unit VI	3	Sports and Entertainment	24. Autobiography about sports persons 25. Logos of Cricket Team 26. Karate Belts Ranking 27. Gymnastics Events 28. Film Adaptation 29. Music Albums and Musicians 30. World Champions	<ul style="list-style-type: none"> • Students will know about the auto biographies about various sports persons. • Students will be able to recognize and name logos of various cricket teams, both international and domestic • Students will learn the significance of each belt color in karate and the progression system from beginner to advanced levels • Learners will be able to recognize and name the events and apparatuses used in men's and women's artistic gymnastics. • Students will explore the ethical considerations involved in adapting real-life stories for film • Learners will be able to identify and analyze albums and musicians that have had a significant impact on various music genres and the broader cultural landscape. • Students will learn about world champions in different sports and entertainment areas, including their names and the events they excelled in. 	

NOVEMBER	Unit VII	4	Science and Technology	<p>31. Human Body Vocabulary 32. Non-Vital Organs 33. Science Quiz 34. Essential Minerals 35. Space Missions 36. Google Apps</p>	<ul style="list-style-type: none"> • Understanding of the terminology related to the human body, its functions, and systems. • Students will learn to identify essential minerals required for human health, such as calcium, iron, magnesium, • Students will learn about key milestones in the history of space missions, including the first satellite, human spaceflight, moon landing, and the exploration of other planets. • Learners will be able to identify the primary purposes and key features of each Google App 	
DECEMBER	Unit VIII	3	Language and Literature	<p>37. In a Word 38. Literature Quiz 39. Figures of Speech 40. Body Idioms 41. Inspiring Citations</p>	<ul style="list-style-type: none"> • Cultivate an appreciation for the richness and diversity of language, encouraging a lifelong interest in words, reading, and learning. • Students will enhance their communication skills. • Learners will grasp key literary terms and concepts, such as genre, theme, motif, metaphor, and simile, and be able to identify them in various texts. 	
JANUARY	Unit IX	4	Life Skills & Environment	<p>42. Internet Safety 43. Green Inventions 44. Environment Quiz 45. Philanthropist Celebrities</p>	<ul style="list-style-type: none"> • Encourage an ongoing commitment to learning about new technologies, environmental issues, and ways to contribute to society positively. 	
FEBRUARY	Unit X Unit XI	4	General Awareness Tickle Your Brain	<p>46. Know Your Quality Marks 47. Abbreviations 48. Banking Awareness 49. Hidden Messages 50. Test your IQ 51. Analogy 52. Figure problems 53. Rebus puzzles</p>	<ul style="list-style-type: none"> • Students' will recognize commonly used abbreviations and their full forms in various contexts, including technology, organizations, and everyday terms. • Learning to persist in the face of difficulty and to approach problems from different angles can foster resilience and a growth their mind-set. 	

NAVY CHILDREN SCHOOL, GOA
COMPUTER SPLIT UP SYLLABUS 2024 - 25 (Class VII)

Month	Chapter	Contents	Objectives	Activities
APRIL/MAY	1. Computer — Hardware Components No. of Periods 4	<ul style="list-style-type: none"> - Computer system - Hardware components - External and internal hardware - Storage and other devices 	<p>Students will be able to:</p> <ul style="list-style-type: none"> - recognize different components of a computer like SMPS, ports, MODEM and disk drives - explain the usage of different components - differentiate between external and internal hardware - cite examples of external and internal hardware 	<p>Lab Activity:</p> <ul style="list-style-type: none"> - Take an old CPU and open it. Observe the different parts inside it and list all the parts on your notebook. Note the placement of the different components on motherboard. - Make a Powerpoint presentation for internal hardware like SMPS, motherboard, ports, graphics card, etc.
	2. An Introduction to Number Systems No. of Periods 4	<ul style="list-style-type: none"> - Decimal number system - Binary number system - Octal number system - Hexadecimal number system - Binary arithmetic 	<p>Students will be able to:</p> <ul style="list-style-type: none"> - explain the need for Number Systems - list the uses of various Number Systems in computer learning - convert a value from decimal number system to binary and vice versa - citing examples of binary, decimal conversion and demonstrating them 	<p>Lab Activity:</p> <ul style="list-style-type: none"> - Make a Powerpoint presentation on different types of number systems. You can also include slides on conversion of numbers in different number systems.
JUNE/JULY	3. Computer VIRUS No. of Periods 3	<ul style="list-style-type: none"> - Computer VIRUS - Types of computer VIRUS - Measures to prevent VIRUS attack - Symptoms of VIRUS attack - Forms of VIRUS attack - AntiVIRUS softwares - Firewall 	<p>Students will be able to:</p> <ul style="list-style-type: none"> - define a virus - list different types of viruses - follow standard measures to prevent virus attack - identify symptoms of virus attack on a computer - use a suitable antivirus software 	<p>Lab Activity:</p> <ul style="list-style-type: none"> - In your computer lab, run an antivirus software in a computer and check VIRUS. Find out the process to clean or delete the VIRUS if present. In your class, discuss about the harmful effects of different computer VIRUSES.

<p>AUGUST</p>	<p>4. Ethics and Safety Measures in Computing No. of Periods 4</p>	<ul style="list-style-type: none"> - Advantages of using internet - Disadvantages of using internet - Ethics in computing - Unethical practices - Safety measures while using computers and internet - Digital footprints 	<p>Students will be able to:</p> <ul style="list-style-type: none"> - follow ethics in computing - identify online threats - identify positive and negative uses of social media - show responsible behaviour when using computer and internet - become responsible digital citizens - take care about the digital footprint being created by their online behaviour - use information ethically when developing presentations/ projects/ etc. 	<p>Lab Activity:</p> <ul style="list-style-type: none"> - Make a chart showing computer lab rules and display it in the class. This can help us in safe computing. - In your class, discuss on ethical and unethical practices related to internet use.
<p>SEPTEMBER/ OCTOBER</p>	<p>5. Spreadsheets - An Introduction No. of Periods 6</p>	<ul style="list-style-type: none"> - Spreadsheet - Microsoft Excel (MS Excel) - Features of Microsoft Excel - Entering data in MS Excel - Performing calculations in MS Excel - Selecting cells, changing cell contents - Undo and Redo features - Copy and move data - Autofill feature 	<p>Students will be able to:</p> <ul style="list-style-type: none"> - define a spreadsheet - list the features and components of a spreadsheet - create a worksheet - identify the components of spreadsheet window - differentiate between a workbook and a worksheet - edit/format a worksheet 	<p>Lab Activity:</p> <ul style="list-style-type: none"> - In your computer Lab, make an excel sheet showing total marks scored by 10 students. You can use formula for total marks. - Discuss on advantages of spreadsheet and workbook in your class.
<p>NOVEMBER</p>	<p>6. MS Access –Database Management System No. of Periods 4</p>	<ul style="list-style-type: none"> - Database - Uses of database - Create and save a database - Primary key - Querying a database 	<p>Students will be able to:</p> <ul style="list-style-type: none"> - define database and DBMS - list real-life examples of databases - design a database - describe different data types - define a primary Key - create a table, insert data, save and edit a table - build query statements 	<p>Lab Activity:</p> <ul style="list-style-type: none"> - Make a telephone directory in MS access. - Make a student registration record using any DBMS application.

<p>DECEMBER/ JANUARY</p>	<p>7. HTML – Advanced Features No. of Periods 6</p>	<ul style="list-style-type: none"> - Making a website - HTML – An introduction - HTML Tags - Titles and Footers - Setting Background - Tables in HTML 	<p>Students will be able to:</p> <ul style="list-style-type: none"> - add advanced features to a web page, like lists, images, links, tables and forms 	<p>Lab Activity:</p> <ul style="list-style-type: none"> - Write an HTML program for your personal introduction using bold letters, tables and bullets.
<p>FEBRUARY</p>	<p>8. Programming Languages - An Introduction to Python No. of Periods 4</p>	<ul style="list-style-type: none"> - Computer Programming - Introduction to Python - Uses of Python - Python Programming 	<p>Students will be able to:</p> <ul style="list-style-type: none"> - understand the importance of programming languages, basic concepts of Python and programming on Python 	<p>Lab Activity:</p> <p>Write programs in Python to do the following:</p> <ul style="list-style-type: none"> - To input 5 numbers and check their average - To find the sum of two numbers - To find the sum of digits in a 5 digit number

MUSIC VOCAL SYLLABUS

GIVEN BY NES TO BE FOLLOWED FOR THE YEAR 2023- 2024

Class	April – May	July- August	Sept- Oct	Nov- Dec	Jan- Feb
VII	<p>1.Alankar-1 (Both In Sargam & Aakaar) * सागरेसा,रेमागारे,गपमग, मधपम,पनिधप,धसानिध,निरे सांनि,सांगरेसां – आरोह सांधनिसां,निपधनि,धमपध,पग मप,मरेगम,गसारेग,रेनिसारे,सा धनिसा – अवरोह</p> <p>2. Hindi prayer Eg. Subah sawere or any Other https://youtu.be/Fxp43i7b1fq</p> <p>3. Difference Between Alaap And Taan. :- Types Of Alaap And Taan</p> <p>1. सरगम 2. आकार 3. बोल 4.Definition of Raaga 5. Definition of Laya</p>	<p>1.Patriotic Song Eg. Tan Samarpit Man Samarpit Or Any Other. https://youtu.be/Wssmvkfasj8</p> <p>2. Counting Of Beats “मात्रा” Of Kehrwa And Dadra With Clap. 3.School Prayer (Eng) Eg. God Give Me Courage.Or Any Other https://youtu.be/Qipxxmuxojs</p> <p>4.Sanskrit Shloka - Shanti Tulyam, -Alasya Kutovidhya</p> <p>5. Yaman Sargam Geet 6. Man Lago Yaar Fakeeri Mein (Awadhi Folk) https://youtu.be/7edeubotj9i 7. Daadra Taal with Clap</p>	<p>1. Alankar-2 (Both In Sargam & Aakaar) * सारेगसारेगम,रेगमरेगमप, गमपगमपध,मपधमपधनि, पधनिपधनिसां – आरोह सांनिधसांनिधप,निधपनिधपम, धपमधपमग,पमगपमगरे, मगरेमगरेसा – अवरोह</p> <p>2. Vaishnav jan to . https://youtu.be/Oym_Pzqvy14</p> <p>3. Sense Of Metronome *1 } *2 } Speed Knowledge *3 } With Clap *4 }</p> <p>4.Song on Women Empowerment https://youtu.be/qp5ES0z1HxE or any other</p> <p>5. Hardam Tyar hai</p>	<p>1. दीपावली गली-गली https://youtu.be/Wwg7KOMUPNY</p> <p>2. How To Sing In 3 Octaves. ~ Lower ~ Middle ~ Higher</p> <p>3. Christmas Carol “Joy To The World” https://youtu.be/30oam6b48k8</p> <p>4. Udbodhan Geet Eg. Uth Jaag Musafir Or Any Other https://youtu.be/Tjqcy4cq96e</p> <p>1. Kajri –Barasn laage Badariya https://www.youtube.com/watch?v=z7G_iTCq5_c</p> <p>6, Millets Song</p>	<p>1.Patriotic Song Eg. Hum Karein Raashtra Aaradhan Or Any Other https://youtu.be/R6vxsuyavya</p> <p>2. 2 Octaves With “Meend” (मींड़) Eg:- सा-सां रे-रें</p> <p>3. Revision Of All Songs & Exercises Taught.</p> <p>4.Song on Importance of Education https://youtu.be/Qsy7sqgxIOg or any other</p>

Dance Syllabus- Middle School 2024-2025

*All links are given only for reference purpose

*Changes can be there as per requirement (event/occasion/state)

Class VII

Learning Outcomes	April – May	July- August	Sept- Oct	Nov- Dec	Jan- Feb
Class 7 Apprx pds 6-8	Double hand gestures/hast mudra and its importance. https://youtu.be/sfAAyun1bTI Rhythm/ Tala (basic-dadra,kahrwa,teentaal) introduction and use. Invocation dance List of mudras (dance) *Pataka -Flag *Tripataka-Flag in three parts crown, tree. * Ardhapataka-Half flag *Kartarimukha-Scissorsface *Mayura-Peacock *Ardhachandra-Half moon	Introduction of Classical Dance forms of India. Name of classical Dance forms of India. Common steps used in Classical dances like kathak,bharatnatyam, oddisi,manipuri	One composition based on any classical dance form.	Free style dance on – Gospel songs https://youtu.be/xV7XH2OgOTk	Any one dance on folk theme.

<ul style="list-style-type: none">*Arala-bent*Shukatunda-parrot head*Mushthi-fist*Shikhara-Peak* Kapitta-Elephant*Katakamukha1-Opening of a bracelet2-to eat3- to hold ghunghat*Suchi-Needle*Chandrakala-Face of the moon* Padmakosha-Lotus bud Fruit*Sarpashirsha-Snake head* Mrigashirsha-Head of a deer*Simhamukha+Face of a lion*Langula/ Kangula- Lily*Alapadma-lotus*Chatura-Four*Bhramara-Bee*Hamsasya-Swan head*Hamsapaksha-Swan wing*Sandamsha-Pincers*Mukula-Flower bud*Tamrachuda-Rooster*Trishula-Trident				
---	--	--	--	--

INSTRUMENTAL SYLLABUS FOR CLASS – VI, VII, VIII
APRIL- MAY 2024 - 2025

GUITAR :-Guitar Anatomy ,Understanding the fret board and fret exercise

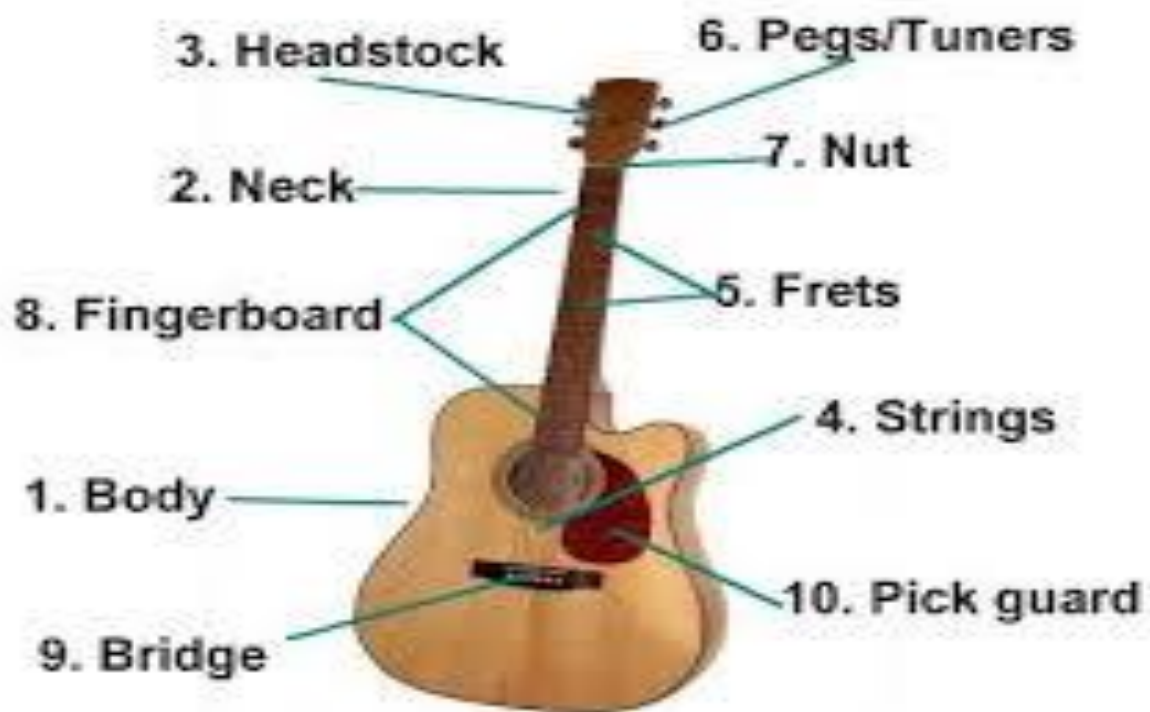
The first section of Guitar is called a HEADSTOCK , on which you will find the tuner and tuning pegs . The tuning pegs allow you tune the guitar by tightening or loosening the wire . The middle, narrow section of Guitar is called the neck . The nut is the white strip closest to the headstock.

The front side of the neck is called the Fret board .And the metal wires on the Fret board are called the frets, which help your fingers find the right spots. The biggest part of the Guitar is called the Body, Which has a hole in the middle called the Sound hole .On the body the Bridge ,the Saddle ,and the Bridge pins hold the wires in place.

The students should know the fret and Strings Names .The student should know 2 / 3 / 4 exercise where student have to play 2 fret one after other , for better movement of fingers and better understanding of Fret board .

FOR REFERENCE CLICK THE LINK : <https://www.youtube.com/watch?v=cWXDAsY5dYA>

LINK : https://www.youtube.com/watch?v=w_o8gonyGKk



KEYBOARD :- C Scale with Exercises

There are seven natural notes on a piano: C, D, E, F, G, A, B.

FOR REFERENCE CLICK THE LINK :

<https://www.youtube.com/watch?v=0QBlq75LWck&t=5s>

LINK : <https://www.youtube.com/watch?v=BRQDfSdjP60>



DRUMS :-Understanding the Drums and Stick handling

The Bass Drum : It is largest of all drums and also commonly get referred to as KICK DRUM .It is played by using foot pedal .

The Drum Stool/Throne : The Stool that you sit Known as Drum Stool/Throne

HI-HAT : A pair of cymbal which close against each other .

Snare Drum : It is the most important drums in the kit –it forms the centre of the kit .

There are different way of handling the stick

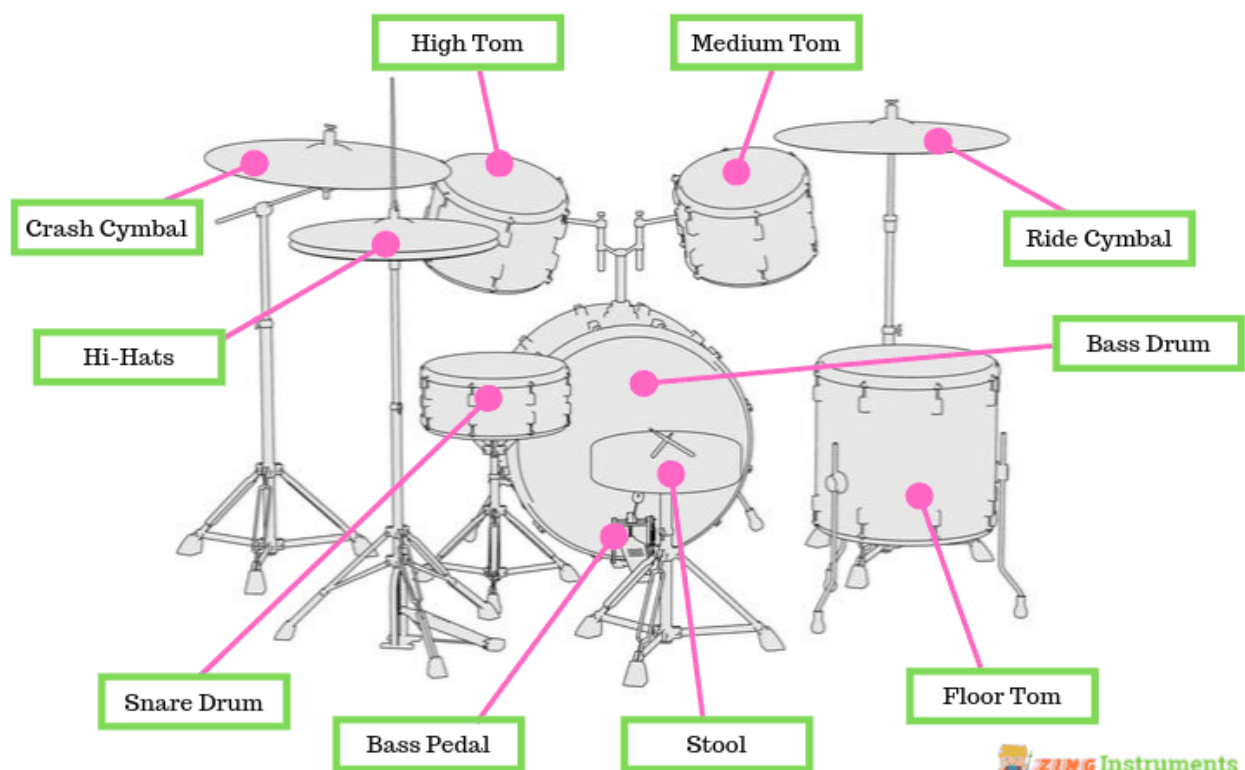
German Grip ,American Grip and French Grip

Teachers should tell the appropriate grip to the student

FOR REFERENCE CLICK THE LINK :

https://www.youtube.com/watch?v=Wea_zXuLcP0&t=1s

LINK : <https://www.youtube.com/watch?v=6nq-JeTUIEY>



INSTRUMENTAL SYLLABUS FOR CLASS – VI, VII, VIII

JULY – AUGUST 2024 - 2025

GUITAR:-C Scale and Concept of Rhythm and Strumming

We have 6 strings on the Guitar

E Higher

A

D

G

B

E Lower

we have different rhythm section that is Indian Rhythm and Western Rhythm

Indian Rhythm include Dadra ,Kehrawa , Jhaptaal etc

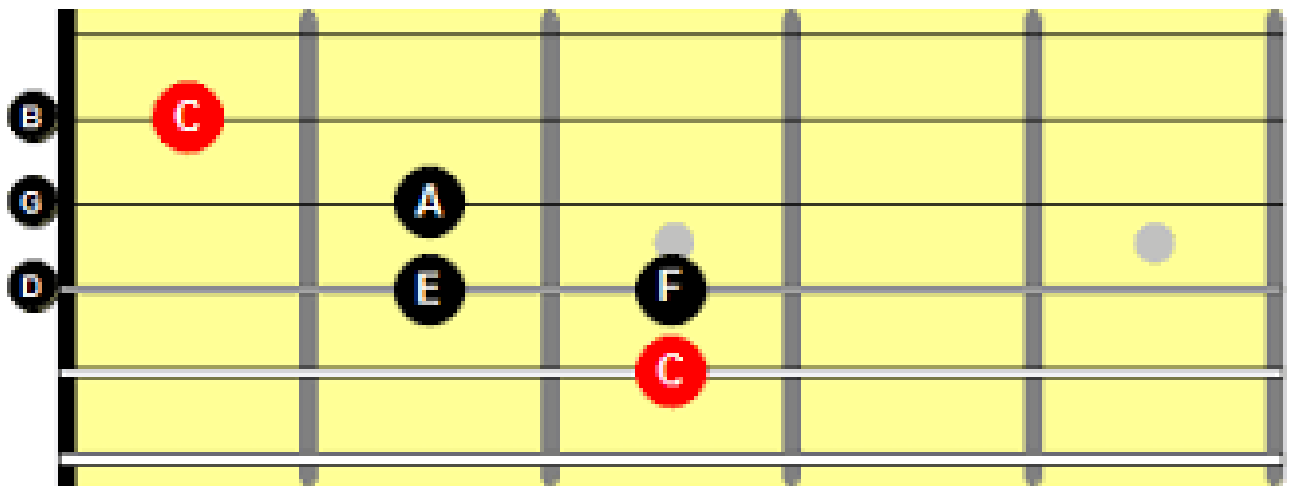
Western Rhythm include 4 beat , 8 beat , Waltz etc

FOR REFERENCE CLICK THE LINK :

https://www.youtube.com/watch?v=8ykeN4JC_O8&t=258s

LINK : <https://www.youtube.com/watch?v=vkitjhSKwXs>

C major



KEYBOARD :-Exercises based on C Scale

It will include where student has to practice exercise in order to free their fingers.The exercises are also known as ALANKAR in Indian classical .

Some of the basic exercise include

CC ,DD,EE ,FF ,GG AA ,BB,

CDE,DEF ,EFG ,FGA ,GAB

CDEF ,DEFG ,FGAB

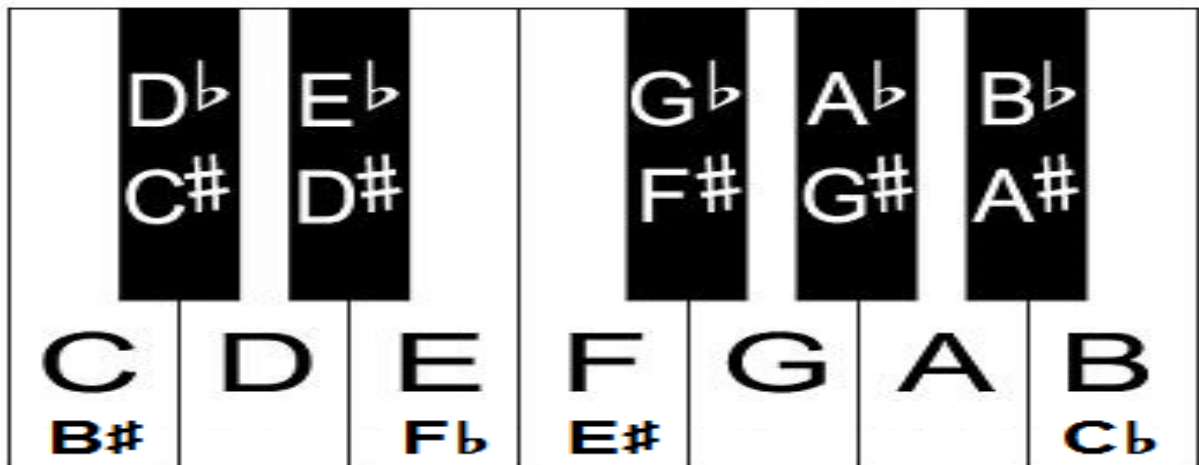
CDEFG ,DEGFAB

CDC ,DED ,EFE,FGF ...etc

The students will interact with Rhythm . Rhythm section depends on Beat and there are different Rhythm pattern.

FOR REFERENCE CLICK THE LINK : <https://www.youtube.com/watch?v=iKgoOvc-6ro>

LINK : <https://www.youtube.com/watch?v=wYDNjmJDILw>



DRUMS:-Hi-Hat , Snare and Concept of Rhythm

It will include those exercise by which students will be able to command over it .

Some basic area where students have to look into that Hi-Hat is opening and closing accurately .

In the same way the stick should struck the middle of the Snare for better sound quality .

Moreover it is recommended that Student should practice the basic Exercises in Metronome so that

they are able to develop the correct timing and accuracy

Rhythm section depends on Beat and there are different Rhythm pattern.

we have different rhythm section that is Indian Rhythm and Western Rhythm

Indian Rhythm include Dadra ,Kehrwa ,Jhaptaal etc

Western Rhythm include 4 beat , 8 beat , Waltz etc

FOR REFERNCE CLICK THE LINK : <https://www.youtube.com/watch?v=2rRgOR-FG38&t=84s>

LINK : <https://www.youtube.com/watch?v=sKFBxc6dURA>



INSTRUMENTAL SYLLABUS FOR CLASS- VI , VII , VIII

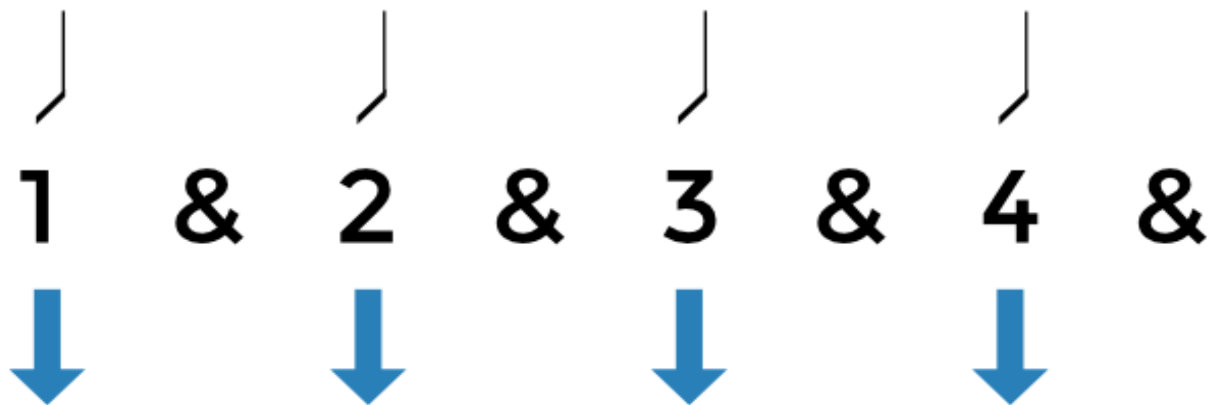
SEPTEMBER - OCTOBER 2024 - 2025

GUITAR :- Chords and Strumming based on 4 Counting

A **strumming pattern** is a preset **pattern** of down and up strokes played with your fingers or a pick against the strings. The **strumming pattern** will determine the rhythm for your music. You can **strum** with either your fingers or with a pick

FOR REFERENCE CLICK THE LINK : <https://www.youtube.com/watch?v=pYXJy5O9j2I>

LINK : <https://www.youtube.com/watch?v=ely9LaJJr4>



HARMONIUM :-Song based on C scale

As there are many Scale in the Harmonium it is recommended that student will focus on C scale . C scale which is taught earlier, in this scale teacher will teach students the songs which may be Rhymes ,full song or any of their composition .

The Notation should be given in C ,D ,E ,F, G, A, B, and it is mandatory that the finger should be correct

Some basic song are :-

- Happy birthday
- We shall over come (हम् होंगे कामयाब)
- Sargams
- Vande maatram
- Sare Jahan se acha

FOR REFERENCE CLICK THE

LINK : https://youtu.be/FM6JTh1Nz_g?si=HWGS-wd0X2CvjbGs



CJON :- Rhythm pattern based on 8 beat and 16 beat

In this Section , Students will practice the rhythm pattern which will be based on 8 beat and 16 beat .

The most important points while practicing rhythm that the SNER should sound correctly moreover the base sound should come from the middle of the Cjon.

Apart from these it is very important that all these rhythm should be practice in Metronome.

FOR REFERNCE CLICK THE LINK -:

<https://youtu.be/okAHT0hGXt8?si=skx9O5qVwfsEXsvi>



INSTRUMENTAL SYLLABUS FOR THE CLASS – VI, VII , VIII

NOVEMBER – DECEMBER 2024 - 2025

GUITAR :- Strumming

A **strumming pattern** is a preset **pattern** of down and up strokes played with your fingers or a pick against the strings. The **strumming pattern** will determine the rhythm for your music.

FOR THE REFERNCE CLICK THE LINK :

<https://www.youtube.com/watch?v=BdOBXBw81V8>

LINK : <https://www.youtube.com/watch?v=G7XICLxiHYA>

KEYBOARD :- Introduction of Rhythm and Chord

In these Section Students will interact with Rhythm . Rhythm section depends on Beat and there are different Rhythm pattern.

Beat means equal space between number and students must be able to show the beat by tapping the hands .

we have different rhythm section that is Indian Rhythm and Western Rhythm

Indian Rhythm include Dadra ,Kehrwa ,Jhaptaal etc

Western Rhythm include 4 beat , 8 beat , Waltz etc.

A chord is a group of notes that can be played together and function as the harmony in the music .There are lots of different chords that can be organized in different group and categories .One thing that differ among chord is how many note that are included. Some basic chord in C scale are

C Major,G Major ,A Minor ,E Minor ,F major

FOR REFERENCE CLICK THE LINK : <https://www.youtube.com/watch?v=1cGAuAkQqSo>

DRUMS :-Rhythm section of song taught on Keyboard

In this Section , Students will practice the rhythm pattern which will be based on 4 beat and 8 beat .

The most important points while practicing rhythm that the Hi –HAT should sound correctly moreover the Snare drum sound should come from the middle of the drum.

Apart from these it is very important that all these rhythm should be practice in Metronome.

It is very important that Student must have practice all exercise and should know the anatomy of Rhythm.

The Teacher will teach the rhythm of the song which are taught on Keyboard .Point to remember the Rhythm pattern will be taught on Metronome only .

FOR REFERNCE CLICK THE LINK : <https://www.youtube.com/watch?v=Utzyi4gfBDE&t=3s>

LINK : <https://www.youtube.com/watch?v=WizLXr7xecY>

INSTRUMENTAL SYLLABUS OF CLASS – VI , VII , VIII

JANUARY – FEBRUARY 2024 - 2025

SYNCING AND BAND CO-ORDINATION

In these section, Student will practice Drums ,Keyboard and Guitar with each other .
A common song / Composition should be there where Keyboard student should know the composition Guitar student should know the strumming and chords and Drums student should know the Rhythm .