

नेवी चिल्ड्रन स्कूल ,पोर्ट ब्लेयर
 वार्षिक पाठ्यक्रम विभाजन - (2024-2025)
 कक्षा – छठी विषय - हिंदी
 वसंत भाग-1 एवं स्पर्श हिंदी व्याकरण

महीना	पाठों के नाम तथा पाठ संख्या	उद्देश्य / प्रतिफल	क्रियाकलाप
	सत्र -1		
1. अप्रैल /मई	1.वह चिड़िया जो(कविता) 2. बचपन (स्वाध्याय) 3. नादान दोस्त व्याकरण : वर्ण व वर्ण - विच्छेद, संज्ञा एवं भेद, विलोम शब्द (41-60) रचनात्मक -पत्रलेखन (अनौपचारिक)	1. वह चिड़िया जो – छात्रों में प्रकृति प्रेम जागृत होगा और वे चिड़िया के खान-पान व उसकी रुचियों से परीचित होंगे। 2. बचपन – स्व अध्ययन के प्रति रुचि पैदा होगी। 3. नादान दोस्त - जीव-जन्तुओं के प्रति प्रेम , सुरक्षा और बड़ों का कहना मानने के लिए प्रेरित होंगे। * व्याकरण के विभिन्न विषयों व रचनात्मक लेखन के अभ्यास से भाषा परिष्कृत होगी।	* कक्षा में ऐसे पक्षी की चर्चा कीजिए जो ठंडे प्रदेशों से भारत आते हैं। * गर्मी की छुट्टी आपने कैसे बिताया इसका वर्णन करते हुए मित्र को पत्र लिखिए।
2. जून /जुलाई	4. चाँद से थोड़ी-सी गप्पें (कविता) 5. अक्षरों का महत्त्व (स्वाध्याय) 6. पार नज़र के व्याकरण : सर्वनाम एवं भेद, पर्यायवाची शब्द (21-35), वाक्यांश के लिए एक शब्द (21-35), रचनात्मक – अनुच्छेद लेखन	4. चाँद से थोड़ी-सी गप्पें - छात्रों ने अनुमान और कल्पना शैली का प्रयोग करना सीखेंगे। 5. अक्षरों का महत्त्व – मौखिक और लिखित भाषा के महत्त्व के साथ-साथ अक्षरों का हमारे जीवन में महत्त्व से अवगत होंगे। 6. पार नज़र के – वैज्ञानिक दृष्टिकोण और जिज्ञासा जागृत होगी।	* हिंदी महीनों के नाम व हिन्दी तिथियों को याद कर कक्षा में सुनाएँ * मंगल ग्रह की जानकारी एकत्रित कर कक्षा में सुनाएँ।

3.	अगस्त	<p>7. साथी हाथ बढ़ाना</p> <p>8. ऐसे – ऐसे</p> <p>व्याकरण : मुहावरे (16-25)</p> <p>रचनात्मक : <u>चित्र –वर्णन</u></p> <p>अपठित गद्यांश एवं काव्यांश</p>	<p>7. <u>साथी हाथ बढ़ाना</u> - प्रेम,भाईचारे और एकता की भवना का विकास होगा।</p> <p>8. <u>ऐसे – ऐसे</u> – स्कूल कार्य समय पर करने को प्रेरित होंगे व सच बोलने की प्रेरणा मिलेगी।</p> <p>* <u>चित्रवर्णन</u> – कल्पना शीलता के साथ –साथ रचनात्मक लेखन के लिए प्रेरित होंगे।</p>	<p>* 'साथी हाथ बढ़ाना ' कविता किस फ़िल्म में गीत के रूप में फ़िल्माया गया है ? कक्षा में चर्चा कीजिए।</p> <p>* खराब स्वास्थ्य के संबंध में दो मित्रों के बीच हुई बातचीत को संवाद के रूप में लिखिए।</p> <p>* अपठित गद्यांश एवं काव्यांश का अभ्यास।</p>
4.	सितम्बर	पुनरावर्तन एवं अर्ध वार्षिक परीक्षा	परीक्षा हेतु अभ्यास द्वारा छात्र अच्छे अंकलाने का प्रयास करेंगे।	
		सत्र - 2		
5.	अक्टूबर	<p>9. टिकट – अलबम</p> <p>10. झाँसी की रानी (स्वाध्याय)</p> <p>11. संसार पुस्तक है</p> <p>व्याकरण : विशेषण एवं भेद, विलोम शब्द (61-80)</p>	<p>9. <u>टिकट – अलबम</u> – आपसी प्रेम और भाईचारे की भावना का विकास होगा।</p> <p>10. <u>झाँसी की रानी</u> – स्वअध्ययन के प्रति रुचि पैदा होगी। छात्र काव्यांश को स्वयं से समझने की कोशिश करेंगे।</p> <p>11. <u>संसार पुस्तक है</u> – प्रकृति प्रेम की भावना विकसित होगी व पर्यावरण सुरक्षा के प्रति सचेत होंगे।</p> <p>* विशेषण एवं विलोम शब्दों के अभ्यास से भाषा परिष्कृत होगी।</p>	<p>* अपनी रुचिनुसार एक सुंदर अलबम बनाएँ।</p> <p>* <u>संसार पुस्तक है</u> – यदि आपने संग्रहालय देखा है तो उसके बारे में चर्चा।</p>

6.	नवम्बर	<p>12. जो देखकर भी नहीं देखते 13. मैं सबसे छोटी होऊँ</p> <p>व्याकरण : क्रिया एवं भेद (सकर्मक और अकर्मक)</p> <p>लेखन - अनुच्छेद-लेखन</p>	<p>12. जो देखकर भी नहीं देखते - छात्र जानसकेंगे कि दृढ़ निश्चय, धैर्य और सीखने की लालसा के आगे शारीरिक विकलांगता बाधक नहीं है।</p> <p>13. मैं सबसे छोटी होऊँ - छात्र माँ के ममत्व की भावना का आनंद लेंगे।</p> <p>* व्याकरण व रचनात्मक लेखन के अभ्यास से भाषा में शुद्धता आएगी।</p>	<p>* जो देख नहीं सकते वे किस लिपि में पढ़ते और लिखते हैं तथा उसके आविष्कारक कौन हैं ? (विचाराभिव्यक्ति)</p> <p>* मैं सबसे छोटी होऊँ - माँ के प्रति अपनी भावना को गद्य या पद्य के रूप में प्रकट करना।</p>
7.	दिसम्बर	<p>14. लोकगीत 15. नौकर (स्वाध्याय) 16. वन के मार्ग में</p> <p>व्याकरण : पर्यायवाची (36-50), अनेक शब्दों के लिए एक शब्द (36-50)</p> <p>रचनात्मक लेखन -चित्र-वर्णन</p>	<p>14. लोकगीत- लोकगीतों की महत्ता और उनकी लोकप्रियता से अवगत होंगे व लोकगीत सुनने को प्रेरित होंगे।</p> <p>16. वन के मार्ग में - छात्र भारतीय पौराणिक ग्रंथों का ज्ञान प्राप्त करने का प्रयत्न करेंगे।</p> <p>* चित्रवर्णन - कल्पनाशीलता के साथ - साथ रचनात्मक लेखन के लिए प्रेरित होंगे।</p>	<p>* लोकगीत - अपने राज्य व प्रदेश के लोकगीत को कक्षा में सुनाना।</p> <p>* अनुच्छेद लेखन - वृक्षों के महत्त्व</p> <p>चित्रवर्णन - * दिए गए चित्र का वर्णन करना।</p>
8.	जनवरी	<p>17. साँस-साँस में बाँस</p> <p>व्याकरण : मुहावरे (26-35), विरामचिह्न (पूर्ण, अल्प, प्रश्नवाचक, विस्मयादिबोधक)</p> <p>पत्र-लेखन- औपचारिक (प्रधानाचार्य/ कक्षा अध्यापिका)</p>	<p>17. साँस-साँस में बाँस - छात्र बाँस के विभिन्न उपयोगों से अवगत होंगे।</p> <p>* व्याकरण व रचनात्मक लेखन के अभ्यास से भाषा में शुद्धता आएगी।</p>	<p>* साँस-साँस में बाँस - पेपरमेशी से संबंधित जानकारी एकत्र करना</p>
	फरवरी- मार्च	<p>अपठित गद्यांश एवं पठित काव्यांश</p>	<p>* अपठित गद्यांश एवं काव्यांश के प्रश्नों के उत्तर ढूँढने में सक्षम होंगे।</p>	<p>अपठित गद्यांश एवं काव्यांश का अभ्यास।</p>

		पुनरावर्तन एवं वार्षिक परीक्षा आरंभ	* परीक्षा हेतु अभ्यास द्वारा छात्र अच्छे अंकलाने का प्रयास करेंगे।	
--	--	-------------------------------------	--	--

नोट : पाठ के अनुसार दिए गए क्रियाकलापों में रचनात्मक मूल्यांकन की आवश्यकता के अनुसार चयन एवं बदलाव किया जा सकता है।

नौसेना बाल विद्यालयः, नई दिल्ली
संस्कृत पाठ्यक्रम विभाजनम्- 2024-25
कक्षा- षष्ठी (VI)

मासाः	पाठस्य नामानि	व्याकरणम्	क्रियाकलाप
अप्रैल	पाठ-1. शब्द परिचयः -१ पाठ-2. शब्द परिचयः -२	बालक शब्दरूप लट् लकार	अकारांत-पुल्लिङ्ग, अकारांत-स्त्रीलिङ्ग शब्दानां चयनं कृत्वा लिखत ।
मई	पाठ-3. शब्द परिचयः -३	बालिका शब्दरूप	नपुंसकलिङ्गशब्दानां चयनं कृत्वा लिखत ।
जून/जुलाई	पाठ-4. विद्यालयः (केवल उत्तम पुरुष के प्रयोग हेतु)	सर्वनाम तृतीया, चतुर्थी विभक्ति	पठ् धातुः लट् लकारं स्मरणं कृत्वा लघुवाक्यानां निर्माणं कुरुत ।
अगस्त	पाठ-6. समुद्रतटः पाठ-7. बकस्य प्रतिकारः	अपठित गद्यांश	पुस्तके प्रदत्तानि चित्राणि दृष्ट्वा वाक्यनिर्माणं कुरुत ।
सितम्बर	पुनरावृत्ति अर्धवार्षिक परीक्षा हेतु		
अक्टूबर	पाठ-8. सूक्तिस्तबकः पाठ-9. क्रीडास्पर्धा	पञ्चमी, षष्ठी विभक्ति	श्लोकानां सस्वर-उच्चारणं कुरुत ।
नवंबर	पाठ-12. दशमः त्वम् असि	सप्तमी विभक्ति संख्या	1 -20 संख्यावाचक शब्दानां स्मरणं कृत्वा कक्षायां प्रस्तुति प्रदेया ।

दिसंबर	पाठ-13. विमानयानम् रचयामः	लृट् लकार	विमानयानम् रचयामः इति काव्यं स्मरणं कृत्वा कक्षायां प्रस्तुति प्रदेया ।
जनवरी	पाठ-14. अहह आः च	विलोम शब्दाः पर्यायवाची शब्दाः	अस्मिन् पाठे प्रदत्त अव्ययपदानां चयनं कृत्वा अर्थसहितं लिखत ।
फरवरी/ मार्च	पुनरावृत्तिः एवं व्याकरणम् अभ्यासः च		

NAVY EDUCATION SOCIETY
CONDUCT OF COMMON ANNUAL EXAMINATION FOR AY 2024 - 25
FOR NAVY CHILDREN SCHOOLS
SPLIT- UP- SYLLABUS
SUBJECT:ENGLISH
CLASS:VI

TERM-I

MONTH	COURSE BOOK- HONEYSUCKLE	SUPPLEMENTAR Y READER- A PACT WITH THE SUN	GRAMMAR	WRITING SKILL	SUBJECT ENRICHMENT ACTIVITY
APRIL/MAY	L1.WHO DID PATRICK'S HOMEWORK? P1. A HOUSE, A HOME	L1- A TALE OF TWO BIRDS	COLLECTIVE NOUNS ADJECTIVES	PARAGRAPH WRITING (DESCRIPTIVE)	DRAW A CARTOON ON ANY ONE SCENE FROM WHO DID PATRICK'S HOMEWORK WITH DIALOGUES/ CAPTIONS
JUNE/JULY	L 2. HOW THE DOG FOUND HIMSELF A NEW MASTER P 2. THE KITE L3. TARO'S REWARD P3-THE QUARREL	L2-THE FRIENDLY MONGOOSE	TENSES (ALL)	NOTICEWRITING	LISTENING COMPREHENSION

AUGUST	L4. AN INDIAN AMERICAN WOMAN IN SPACE: KALPANA CHAWLA P4-BEAUTY L5- A DIFFERENT KIND OF SCHOOL	L3-THE SHEPHERD'S TREASURE	NOMINALISATION (CONVERSION OF ADJECTIVES TO NOUN FORMS)	INFORMAL LETTER	
SEPTEMBER	P5-WHERE DO ALL THE TEACHERS GO	L5-TANSEN		DIARY ENTRY	WRITE A POEM ABOUT YOUR FAVOURITE TEACHER
MONTH	COURSE BOOK- HONEY SUCKLE	SUPPLEMENTARY READER- A PACT WITH THE SUN	GRAMMAR	WRITING SKILL	PROJECT/ACTIVITY
OCTOBER	L6-WHO I AM (DELETE PART II MULTIPLE INTELLIGENCE- PAGE 74-81) P6 THE WONDERFUL WORDS	L6-THE MONKEY AND THE CROCODILE	ARTICLES		BIO SKETCH – WRITING ABOUT YOURSELF

NOVEMBER	L7-FAIRPLAY	L7-THE WONDER CALLED SLEEP	PREPOSITIONS	FORMAL LETTER (LEAVE APPLICATION)	ROLE PLAY
DECEMBER	P8-VOCATION				COLLAGE MAKING ON DIFFERENT VOCATION
JANUARY	L10-THE BANYAN TREE	L8-A PACT WITH THE SUN	DEGREES OF COMPARISON	STORY WRITING (GUIDED)	
FEBRUARY		REVISION			

TERM II

SYLLABUS FOR ANNUAL EXAMINATION 2024-25

- TERM- I (10%)
- SUPPLEMENTARY READER –L2.THE FRIENDLY MONGOOSE
- HONEY SUCKLE - NIL
- GRAMMAR – ADJECTIVES
COLLECTIVE NOUNS
- TERM- II - COMPLETE SYLLABUS

CLASS – VI
SUBJECT – ENGLISH
BLUE PRINT

TOTAL MARKS - 80

SECTION A READING 20 Marks

I. Discursive Passage of 300 words -10 Marks

Total number of questions from the passage is 8. 3 MCQs of 1 mark each, 3 descriptive questions carrying 1 mark each and 2 descriptive questions carrying 2 marks each. 2 mark descriptive questions should be answered in 40 words.

II. Case Based Factual Passage of 200 words - **10 Marks**. 2 MCQs of 1 mark each. 4 subjective type questions carrying 1 mark each [This includes true/false questions, single worded gap filling questions, questions having single sentence answers etc] and 2 subjective type questions carrying 2 marks each that is to be answered in 40 words each.

SECTION B (GRAMMAR AND WRITING SKILLS) 20 Marks

III. Grammar- 10 Marks

There will be 12 questions in grammar out of which 10 has to be answered. Each question carries 1 mark. Out of the 12 questions 5 questions are MCQs and the remaining 7 are not MCQs.

IV&V. Writing skills- 10 Marks

There will be 2 questions carrying 5 marks each with options. Similar questions should be given for option.

IV. Story writing - 5 Marks (80 – 100 words)

V. Writing a Formal Letter (Leave Application) 5 Marks

SECTION C- (Literature) 40 marks

VI. &VII Reference to Context

VI. One extract out of two from Prose – 5 Marks

Option is given between two lessons. The first extract is a prose passage from the main text. There will be 3 questions carrying 1 mark each. Out of the 3 questions one question is an MCQ. There will be one descriptive question carrying 2 marks to be answered in 40 words. The second extract is from the supplementary reader. The pattern of the questions and the mark division is similar to that of the first extract.

VII. One extract out of two from Poetry- **5 Marks**

The question pattern and the mark division is similar to that of the prose extracts of question 6.

VIII & IX. Short Answer Questions

VIII. Four out of Five Short Answer Type Questions to be answered in 30- 40 words from the 'Honeysuckle'. **4x3=12 Marks**

IX. Two out of Three Short Answer Type Questions to be answered in 30- 40 words from 'A Pact With the Sun' **2x3=6 Marks**

X & XI Long Answer Questions

X. One out of two Long Answer Type Questions from 'Honeysuckle' to be answered in 80- 100 words. **6 Marks**

XI. One out of two Long Answer Type Questions from 'A Pact With the Sun' to be answered in 80 -100 words. **6 Mark**

Work Sheet -1

I. Read the given passage.

Television

1. Television helps us in receiving information. Further, we also get entertained by it and get rid of boredom. Most importantly, it plays a significant role in distributing news and information. News channels are a great source of information about the current happenings in the world.

2. Scientists and doctors keep warning us of the dangerous effects of T.V. on various systems and organs of our body. Watching T.V. continuously for a long time is extremely harmful for the eyes. Everyone on an average, watches T.V. for three to four hours daily. Consequently, eye-sight gets weak. Children are the most affected because from their very childhood, their eye-sight goes weaker and weaker by watching T.V. and at a close range it is all the more harmful. The debilitating effect of T. V. watching on eye-sight has resulted into a general complaint of headache. The high-pitched sound of dance, music, fights and cries in various programmes results into deafness. Continuous watching of T.V. in one posture causes joint pain, backache, and muscle pain. Eating and drinking while watching T.V. causes obesity and also makes our digestive

system sluggish. Scenes of horror and violence are causing psychological problems in our youth. In short, watching T.V. for long hours is harmful for our health and mental growth.

3. Too much screen time can lead to obesity, sleep problems, chronic neck and back problems, depression, anxiety and lower test scores in children. Children should limit screen time to 1 to 2 hours per day. Adults should also try to limit screen time outside of work hours.

Answer the following questions by choosing the correct options from those given below:

i. **Watching too much of T.V. affects our:**

- A) skin B) nails C) eyes D) hair

ii. **Average T.V. viewing is about:**

- A) less than one hour C) more than two hours
B) three to four hours D) four to five hours.

iii. **The general complaint of headache is due to:**

- A) watching T.V. at a close range
B) high-pitched sound of dance and music.
C) weak eye-sight due to viewing T.V.
D) muscle pain

iv. **Psychological problems are caused due to:**

- A) sluggish digestive system
B) wrong posture while watching T.V.
C) watching scenes of horror and violence
D) eating and drinking while watching T.V.

v. **Find the opposite of the word 'bodily'/'physical' from para 2**

- A) Obesity C) psychological
B) Sluggish D) posture

Answer in one or two sentences.

- vi. What are the benefits of television? (Any two)
- vii. How are children affected by too much of television?
- viii. Find a word from the passage (para 1) that means 'very important'.

II. Develop the following clues into a meaningful story

A cat and a fox – discuss about hounds – swift runners – but couldn't catch the fox – fox knew many tricks – run along a thorny hedge – hide among thick bushes – hide in burrows etc – cat knew only one trick – climb a nearby tree – hounds came – cat safe from hounds – fox was chased and killed.

Work Sheet -2

1. Read the passage carefully.

1. Conversation is a fine art. It is the art of exchanging thought. It is an art which anybody can cultivate or master. Not everybody can paint or play music, but almost everyone can talk. Thus, it affords the greatest pleasure to the greatest number. 'To talk', says R.L. Sleverson, "is our chief business in the world. And talk is by far the most accessible of pleasures. It costs nothing in money, it is all profit. It completes our education, makes friends and can be enjoyed at any age." Conversation is indeed the most teachable of all the arts. All you need to do is to find a subject that interests you and your listeners.

2. Hobbies are for example, numberless hobbies to talk about. But the important thing is that you must talk about the other fellow's hobby rather than your own. Therein lies the secret of your popularity. There is nothing that pleases people so much as your interest in their interest.

3. It is just as important to know what subjects to avoid and what subjects to select for good conversation. If you don't want to be set down as a bore, avoid certain unpleasant topics. Avoid talking about yourself unless you are asked to do so. Sickness or death bores everybody. The only one who willingly listens to such talk is, the doctor, but he gets paid for it. You must also know not only what to say but also how to say it.

1.1. On the basis of your reading answer the following questions

- a) How does the author define and explain the art of conversation?

b)“The important thing is that you must talk about the other fellow’s hobby rather than your own”. Why did the writer say like this?

c) Mention two important things to have better conversation.

d) Find out the words from the passage which are similar to the following words.

i. Acquire (para 1)

ii. Hostile (Para 3)

2. Write an application to your school Principal to grant you leave from 2nd of January to 5th of January as you want to attend your uncle’s marriage. You are Ritu / Ritwik of class VI.

Work sheet -3

I. Read the passage given below.

1. A well-dressed young man entered a big textile shop one evening. He was able to draw the attention of the salesmen who thought him rich and likely to make heavy purchases. He was shown the superior varieties of suit lengths and sarees. But after casually examining them, he kept moving to the next section, where readymade goods were being sold and further on to the hosiery section. By then, the salesmen had begun to doubt his intentions and drew the attention of the manager.
2. The manager asked him what exactly he wanted and he replied that he wanted courteous treatment. He explained that he had come to the same shop in casual dress that morning and drawn little attention. His pride was hurt and he wanted to assert himself. He had come in good dress only to get decent treatment, not for getting any textiles. He left without making any purchase.

Based on your understanding of the passage,answer any four out of six questions by choosing the correct option.

Q.1. The young man was well-dressed because

(a) it was his habit to dress well

(b) it was his wedding day

(c) he wanted to meet the manager of the shop

(d) he wanted to impress the salesmen

Q.2. The salesmen in the shop are described as people who pay attention to

- (a) only young men and women
- (b) pretty women
- (c) only rich customers
- (d) regular customer

Q.3. The young man moved away to the hosiery section because he;

- (a) was not interested in purchasing anything now
- (b) did not like the readymade clothes
- (c) wanted better clothes
- (d) was restless

Q.4. The manager asked the young man what he wanted because

- (a) he would give him exactly what he was looking for
- (b) the salesman had drawn his attention to the indifferent attitude of the young man
- (c) he thought they could do more business with him that way
- (d) he thought the visitor was dissatisfied

Q.5. The young man left without making purchases because he;

- (a) did not have money
- (b) could not find any item of his choice
- (c) his intension was to point out the indifferent attitude of the salesmen towards casually dressed customers.
- (d) decided to come to make the purchases later on

Q.6. Pick down the correct statement from the following sentences.

- (a) the salesmen treated the well-dressed man courteously.
- (b) the young man purchased a suit from the shop and left happily.
- (c) when the young man came to the shop in casuals, the salesmen welcomed him politely.
- (d) he went to the shop to meet the manager.

II. Fill in the blanks with appropriate collective nouns.

1. How many kittens are there in the _____ ?
2. A _____ of wolves.
3. A _____ of chicks.

III.Fill in with suitable articles.

1. Atul can't concentrate on _____ books as he has _____ headache.

IV. Fill in the blanks by choosing the correct options from the brackets.

1. Look at the giant man. Have you seen a _____ one? (tallest, taller)
2. Radhika's voice is _____ than her mother's. (sweeter, sweetest)
3. Einstein was the _____ scientist in the world. (more intelligent, most intelligent)

Work Sheet -4

- . Who Did Patrick's H.,W.
- A house A Home (P)
- A Tale of two Birds (S)

I. Read the following passage and answer the questions that follow.

Patrick never did homework. "Too boring," he said. He played hockey and basket ball and Nintendo instead. His teachers told him, "Patrick! Do your homework or you won't learn a thing." And it's true, some times he did feel like an ignoramus. But what could he do? He hated home work. (Who Did Patrick's Home Work)

- a) Why did Patrick not do the homework?
- b) What is Nintendo ?
- c) What warning did his teachers give him?

- d) Did Patrick realize his mistake and change his ways?
- e) What does the word 'ignoramus' mean?

II. Answer the following in about 30 words

- a) What did Patrick think his cat was playing with? What was it really?
- b) How is a home different from a house?
- c) How did the king reward the new governor?

III. Answer the following in about 80 words

- a) A child should be nurtured well to make him/her a good citizen. Elaborate.
- b) How does the poet try to analyse what a home is?

Work Sheet -5

- . How the Dog found Himself a New Master
- The Kite (P)
- Taro's Reward

I. Read the following extract and answer the questions that follow.

How bright on the blue
Is a kite when it's new!
With a dive and a dip
It snaps its tail
Then soars like a ship
With only a sail.

- a) Name the figure of speech in the last two lines.
- b) When does the kite look bright?
- c) What does 'blue' stand for?
- d) Which one of the following is not associated with the kite's movement?
 - i) The kite takes a plunge.
 - ii) The kite is bright.
 - iii) The kite bends sideways.
 - iv) The kite rises in the air.

II. Answer the following in about 30 words

- a) Through the poem The Kite, What does the poet try to express?
- b) What does the writer say about the relationship between man and dog?
- c) Why do you think the lion was afraid of man in spite of being so powerful?
- d) What does Taro do to earn a living?

III. Answer the following in about 80 words

- a) Explain how the poet describes a kite.
- b) How will the reward given to Taro encourage others?

Work Sheet-6

- . The Quarrel (P)
- The Friendly Mongoose
- An Indian American Woman in Space : Kalpana Chawla

I. Read the following extract and answer the questions that follow.

We hated one another.

The afternoon turned black.
Then suddenly my brother
Thumped me on the back,
And said, "oh, come along!
We can't go on all night-
I was in the wrong."
So he was in the right (The Quarrel)

- a) Why did they hate one another?
 - i) They had not met earlier
 - ii) They had an argument
 - iii) They got some punishment
 - iv) They had been enemies for a long time
- b) The afternoon turned black is symbolic because it refers to _____.
- c) Who solved the problem and how?
- d) Was the problem actually solved?
Give a reason why you feel so.

II. Answer the following in 30 words

1. Who was Kalpana Chawla?
2. Kalpana was a bold woman. Do you agree. Why?
3. How was Kalpana's achievements inspiring?
4. Why did the farmer think of having a pet?
5. How did the mongoose prove its friendly nature?

III Answer in 80-100 words.

Describe Kalpana's first mission in space.

Work Sheet -7

- . Beauty (P)
- The Shepherd's Treasure (S)
- Where do all the Teacher's Go? (P)

I. Read the extract and answer the questions that follow.

At first the king did not pay attention to these reports, but how long could he ignore the governors and their endless stories about the shepherd? One thing was certain, the king discovered. The new governor did carry an iron chest with him all the time. So, one day, the new governor was summoned to the palace. He came riding on his camel, and to everyone's delight, the famous iron chest was there fastened securely behind him on the camel's back. Now the king was angry. He thundered, "Why do you always carry that iron chest with you? What does it contain?"

- a) What is it that the king could not ignore?
- b) What did the king discover for certain?
- c) What did the king ask the new governor to do?
- d) What does the word 'thundered' mean?

II. Answer the following in 30-40 words

- a) What does the poet mean, when he says that 'beauty is in yourself'? (Beauty)
- b) What evidence can you find in the story that tell us that the shepherd was wise?
- c) Name five objects of nature in which you can see beauty.

d) How does the child finally decide to observe his teacher's activities at home?

III. Answer the following in 80-100 words

a) Why did the governor carry an iron chest always? What qualities can we learn from his life? Do you think he was humble? Explain.

b) What is beauty? Where in the poet's opinion can beauty be seen, heard and experienced?

c) What does the child think about his /her teacher?

Work Sheet -8

→. Tansen (S)

→ Who I Am

→ The Wonderful Words (P)

I. Answer the following in 30-40 words.

a) Why was Tansen 'downcast' and unhappy?

b) Where did child Tansen hide? Why?

c) Describe Tansen, the musicians family.

d) What did Shaukat Miyan tell Akbar? Why?

e) Describe Radha's favourite activity.

f) Serbjit is very angry when no one believes him. Elaborate

g) How does Peter spend his favourite day?

h) Why does Nasir want to become a seed collector?

i) Why does the poet say that "English is a wonderful game"?

j) What does the poet say about human thoughts?

II Answer in 80-100 words.

- a) How did the jealous courtiers plan to harm Tansen? How did he save himself?
- b) What would Rohit do if he had a huge amount of money?
- c) Justify the title 'The Wonderful Words'.

Work Sheet -9

- . The Monkey and the Crocodile (S)
- Fair Play
- The Wonder called Sleep (S)

I. Answer the following briefly.

- a) What made the monkey and the crocodile good friends?
- b) Whom did the crocodile ultimately decide to betray? Why?
- c) What did the crocodile reveal to the monkey mid stream?
- d) Describe the friendship between Jumman and Algu.
- e) Why did the old aunt call for a panchayat?
- f) What did Jumman realize as a judge?

- g) What happens as we sink into deep sleep?
- h) What is sleep?
- i) Are dreams probable or improbable?

II Answer in a paragraph of 80-100 words

- a) Trust and faith are the foundation of friendship. Justify your answer.
- b) The monkey was pleasant and intelligent. Substantiate.
- c) How did Algu and Jamman become enemies?
- d) What are the benefits of sleep and dreams?

Work Sheet – 10

- . Vocation (P)
- A Pact with the Sun (S)
- The Banayan Tree

I. Answer in a sentence.

- a) What is the sound that the poet hears in the morning?
- b) What is the hawker selling?

- c) When does the poet go to school?
- d) Whom does the poet observe while coming home from school?
- e) Why does the poet want to become a gardener?
- f) Who sends the poet to bed?
- g) Whom does the child see through the open window?
- h) Saeeda's mother was fine and healthy. True / False
- i) What ailment did Saeeda's mother have?
- j) How did Saeeda's mother get money for her treatment?
- k) What is more important than medicine for getting well?
- l) What is meant by a pact?
- m) How did the author patronise the banyan tree?
- n) What changes came about in the banyan tree in spring?
- o) Who was the author's first friend?

NAVY CHILDREN SCHOOL, Mumbai
G.K. TOPICS FOR CLASS - VI(AY 2024-25)

MONTH	UNIT	Period	TOPIC	SUB-TOPIC	Learning Outcomes	WORKSHEET
APRIL MAY	Unit I	4	Gallantry Awards and Maritime History	1. Gallantry Awards and winners 2. India's Maritime History		
JUNE JULY	Unit II	5	Incredible India	3. Amazing India 4. Government Schemes 5. Prestigious Awards 6. Tribes of India 7. Seven Sisters States	<ul style="list-style-type: none"> Students with a comprehensive understanding of India's unique features, its governance through various schemes, recognition of excellence through awards, the diversity of its tribal communities, the distinctive characteristics of the Seven Sisters States. Develop an appreciation for the richness of India's tribal cultures and the importance of preserving these traditions. 	
AUGUST	Unit III	4	The World Around Us	8. Famous People 9. Extraordinary Legends 10. World Capitals 11. UNICEF : Defenders of childhood 12. Nicknames of Countries 13. G7 Quiz	<ul style="list-style-type: none"> Students will feel inspired by the stories of success, perseverance, innovation, and leadership of many famous personalities. Students will learn more about UNICEF and its abbreviation. Students will learn the nicknames of various countries and the stories, characteristics and their landmarks. They will learn about summit involving the seven countries. 	
SEPTEMBER	Unit IV	4	Animal Kingdom	14. Animal Olympians 15. Animal Defense Mechanisms 16. Desert Animals Adaptation 17. Leaf like Animals	<ul style="list-style-type: none"> Students will learn about the exceptional physical abilities of certain animals, such as speed, strength, endurance, and agility, and how these abilities serve their survival and reproductive success. 	

					<ul style="list-style-type: none"> Students will understand the diversity, adaptability, and survival strategies of animals in various environments. This educational focus seeks to build knowledge, appreciation, and scientific inquiry skills regarding the remarkable abilities of animals and their adaptations to their habitats 	
OCTOBER	Unit V	3	Plant Kingdom	18. Taste the Mangoes 19. Plant Quiz 20. Healthy Living 21. Look-alike 22. Plant Symbolism	<ul style="list-style-type: none"> Students will learn about different varieties of mangoes and their characteristics, including taste, texture, and nutritional value. Students will gain knowledge on the plant kingdom, fostering a deep appreciation for plant diversity, their nutritional and medicinal value, ecological roles, and cultural significances 	
NOVEMBER	Unit VI	4	Sports	23. Stadia and Sports 24. Extreme Sports 25. National Sports 26. Indian Olympic Heroes	<ul style="list-style-type: none"> Students with a comprehensive understanding of the multifaceted world of sports, including the infrastructure that supports it, the thrill and risks of extreme sports, the cultural significance of national sports around the world, and the inspiring achievements of Indian athletes in the Olympic Games. 	
DECEMBER	Unit VII	3	Science and Technology	27. Artificial Intelligence 28. Computer World 29. Computer Terms 30. Hubble Space Telescope 31. Space Quiz 32. Aditya - L1 33. Medical Machines 34. Science Facts 35. Learning disabilities 36. World of Television	<ul style="list-style-type: none"> AI help students develop critical 21st century skills. Students will learn about essential computer components, their functions, and the basics of how computers work. To cultivate a comprehensive grasp of information technology's role in society, space exploration's contributions to our knowledge of the universe, and critical awareness of health issues like the Covid-19 pandemic. Students will learn about various medical 	

					<p>machines, including their purposes, how they operate, and their roles in diagnosing, treating, and monitoring diseases.</p> <ul style="list-style-type: none"> • Students will learn the importance of scientific research. • Students can learn to understand their own learning profiles, including their strengths and weaknesses. 	
JANUARY	Unit VIII	2	Language and Literature	<p>37. Children Classics 38. Anniversary Names 39. Homophones Riddles 40. Latin Words and Phrases 41. British-American English</p>	<ul style="list-style-type: none"> • Learn the specific terms used to mark different years of anniversaries, enhancing their understanding of cultural practices and vocabulary. • Gain knowledge of common Latin words and phrases that are used in the English language, understanding their meanings and contexts. 	
	Unit IX	2	Environment	<p>42. Man-made Disaster 43. Plastic Pollution 44. Environment Movements</p>	<ul style="list-style-type: none"> • Students will learn about various man-made disasters, including their causes, such as industrial accidents, deforestation, and pollution. • Foster a sense of ethical responsibility towards preventing man-made disasters and mitigating their impacts. 	
FEBRUARY	Unit X	2	General Awareness	<p>45. Century Skills 46. Airport Symbols</p>	<ul style="list-style-type: none"> • Students will Learn to recognize and understand the meaning of various airport symbols and signs, enhancing navigational skills within airports. • Acquire specific vocabulary related to airports and air travel. • Learning to persist in the face of difficulty and to approach problems from different angles can foster resilience and a growth their mind-set. 	
	Unit XI	2	Tickle Your Brain	<p>47. Airport Vocabulary 48. Brain Teasers 49. Mixed Bag 50. IQ Test</p>		

NAVY CHILDREN SCHOOL, GOA

COMPUTER SPLIT UP SYLLABUS 2024 - 25 (Class VI)

Month	Chapter	Contents	Objectives	Activities
APRIL/MAY	1. Computer Languages No. of Periods 4	<ul style="list-style-type: none"> - Introduction to computer language - Generation of languages - Working of translators 	Students will be able to: <ul style="list-style-type: none"> - learn different types of computer languages - differentiate between different generations of computer languages - learn the role of translators and its types 	<ul style="list-style-type: none"> - Identifying the different types of languages - Comparison table between compilers and interpreters Lab Activity: <ul style="list-style-type: none"> - Exploring different types of computer languages using Internet - Learning the significant contribution of people in evolution of languages
JUNE/JULY	2. File Management - Organization of Data No. of Periods 4	<ul style="list-style-type: none"> - Introduction to file management - Windows explorer - Getting started with file management - Transfer of data/drives from one device to another - Working with multiple applications - Search for files using wildcard characters - Various file formats 	Students will be able to: <ul style="list-style-type: none"> - understand the transfer of data from one device/ drive to another - work with multiple applications - learn the use of wildcard characters, (i.e., ?, *) to search files - explain different types of file formats - differentiate between different file formats 	Lab Activity: <ul style="list-style-type: none"> - Learning and understanding the way to search a file in database of files using wildcard characters
	3. Mail Merge No. of Periods 3	<ul style="list-style-type: none"> - Mail merge and its advantages - Basic steps to be followed during mail merge - Components of mail merge, applying mail merge feature in Word processor, viewing the merged data and printing merged letters 	Students will be able to: <ul style="list-style-type: none"> - describe the important features of mail merge - learn the important components of mail merge - use the mail merge feature in MS Word to generate documents with different addresses 	Lab Activity: <ul style="list-style-type: none"> - Sending birthday party invites to your friends using the mail merge feature of MS Word

AUGUST	4. More about MS PowerPoint No. of Periods 4	<ul style="list-style-type: none"> - Slide layout - Adding background, inserting tables and inserting charts - Applying animation and transition effects to slides - Use of media clips and action buttons - Import data from other applications 	<p>Students will be able to:</p> <ul style="list-style-type: none"> - learn different slide layouts and their importance in a presentation - understand the advanced features of MS PowerPoint, learn to use animation and transition effects in a presentation and use of media clips and action buttons - import data from other applications 	<ul style="list-style-type: none"> - Understanding and writing about different components of chart in MS PowerPoint <p>Lab Activity:</p> <ul style="list-style-type: none"> - Using the advanced features and other amazing effects of PowerPoint to make a presentation on Water - a precious resource.
SEPTEMBER/ OCTOBER	5. Scratch Programming No. of Periods 6	<ul style="list-style-type: none"> - Introduction to Scratch - Key features and components of Scratch - Working with multiple sprites - Sensing, operators and variables blocks 	<p>Students will be able to:</p> <ul style="list-style-type: none"> - learn to work with multiple sprites - understand the use of different blocks under the Sensing, Operators and Variables blocks. 	<p>Lab Activity:</p> <ul style="list-style-type: none"> - Show interaction between two people on the stage. Also, give an appropriate background to the stage according to the given situation.
NOVEMBER	6. An Introduction to HTML No. of Periods 4	<ul style="list-style-type: none"> - Web page, website and web browser - Introduction to HTML programming and its features - Basic structure of a HTML document - Getting started with HTML document - Create and save a web page using an HTML editor - Open a web page on a web browser - Basic HTML tags - Headings in HTML - Use of <P> and
 tags - Formatting tags 	<p>Students will be able to:</p> <ul style="list-style-type: none"> - learn about HTML - understand the important features of HTML - understand the basic structure of a HTML document - understand the use of HTML editor to create a web page - learn some basic HTML tags (including some formatting tags) - know different web browsers used for HTML - learn to create and save web pages using HTML tags 	<ul style="list-style-type: none"> - Identifying the use of some of the basic HTML tags by writing a sentence about them <p>Lab Activity:</p> <ul style="list-style-type: none"> - Using different formatting tags, make two-three web pages on Save Water.

<p>DECEMBER/ JANUARY</p>	<p>7. Internet - Online Surfing No. of Periods 3</p>	<ul style="list-style-type: none"> - Internet etiquettes - Potential threats in the cyber world - An understanding of e-commerce - Online mode of payment - Blogging - Podcasting 	<p>Students will be able to:</p> <ul style="list-style-type: none"> - learn about netiquettes, their use and importance - know the potential threats in the cyber world - learn different e-commerce models - understand different modes of online payment - understand the meaning, use and purpose of blogs and podcasts 	<p>Lab Activity:</p> <ul style="list-style-type: none"> - Exploring and identifying different threats that you may face using Internet
<p>FEBRUARY</p>	<p>8. Introduction to Google Drive No. of Periods 3</p>	<ul style="list-style-type: none"> - Introduction to Google drive - Using a Google drive - Setting up and getting started with the Google drive - Accessing the Google drive - Google drive interface - Creating and uploading files and folders on Google drive - Sharing and collaborating files in Google drive 	<p>Students will be able to:</p> <ul style="list-style-type: none"> - explain the use of Google drive - understand the important features and basic components of Google drive interface - learn accessing Google drive - enhance their ability to upload, organise, share and collaborate files on Google drive 	<p>Lab Activity:</p> <ul style="list-style-type: none"> - Using the sharing and collaborating files feature, make a presentation in a group of five students using the Google drive
<p>FEBRUARY</p>	<p>9. Technology Today No. of Periods 3</p>	<ul style="list-style-type: none"> - Artificial Intelligence - Virtual Reality - 3D Printing - Digital/E-wallets - Digital/Voice Assistant 	<p>Students will be able to:</p> <ul style="list-style-type: none"> - understand AI - know the different types of AI - explain virtual reality - understand 3D printing technology and their applications - learn the use of digital wallets - learn the use of digital assistant 	<p>Lab Activity:</p> <ul style="list-style-type: none"> - Preparing PowerPoint presentation on the applications of Artificial Intelligence - Preparing PowerPoint presentation on the different types of Digital Assistant

MUSIC VOCAL SYLLABUS

GIVEN BY NES TO BE FOLLOWED FOR THE YEAR 2023- 2024

Class	April – May	July- August	Sept- Oct	Nov- Dec	Jan- Feb
VI	<p>1.Alankar-1 (Both In Sargam & Aakaar) *निसासारे, साररेग, रेगगम, गममप, मपपध, पधधनि, धनिनिसां- आरोह सांनिनिध, निधधप, धपपम, पममग, मगगरे, गरेरेसा - अवरोह</p> <p>1. Hindi Prayer Eg. Kan Kan Mein Hai Wo Ishwar Samaya Or Any Other https://youtu.be/Huafye43vro</p> <p>2. Patriotic Song Eg. Himmat Se Keemat Ot Any https://youtu.be/Lqoiviqmkoe</p> <p>4.Paryavaran Geet https://youtu.be/GMzPZlvXHA or any other</p>	<p>1. Phoolon Ne Jaa Ke (Nature Song) https://youtu.be/Ibipglyaz54</p> <p>2.Vande Matram . (Different Composition)</p> <p>3. Categories Of Vocal Music:- ~ Classical ~ Semi-Classical ~ Light With Examples</p> <p>4. Hey Dola (Bengali Folk) https://youtu.be/Azqz4l7rmc8</p> <p>5.Shabad- Satnaam Shri Wahe Guru https://youtu.be/SIqag-x5gqI or Any other</p>	<p>1. “आओ हम सब हाथ बढ़ाएँ” https://youtu.be/Vprpwr5mzik</p> <p>2. ये हिंदुस्तान हमारा है। “Patriotic “ https://youtu.be/CN6F7qmj5q0</p> <p>3. Vaishnav jan to . https://youtu.be/OymPzqv14</p> <p>4. Yeshaam Na Vidhya, Kaak Cheshta</p> <p>5. Bilawal Sargam Geet</p> <p>6. Millets Song</p>	<p>1. Christmas Carol “Give me oil in my lamp” https://youtu.be/Bopa6jHReqk</p> <p>2. Alankar-2 (Both In Sargam & Aakaar) * सासारे, रेरेगग, गगमम, ममपप, पपधध, धधनिनि, निनिसांसां – आरोह सांसांनिनि, निनिधध, धधपप, पपमम, ममगग, गगरेरे, रेरेसासा – अवरोह</p> <p>3. “Patriotic Song” विश्व में गूँजे हमारी भारती https://youtu.be/Bspfivn4yfo</p> <p>4.Song on “Swachta Diwas” https://youtu.be/Qgyb9aSjHs or any other</p> <p>5. Alokith Path</p>	<p>1.कोटि-कोटि कंठों में गाया https://youtu.be/Jhbqgp2gii</p> <p>2. “घिर-घिर आई रे” https://youtu.be/LhLt--FU</p> <p>3. Choir Singing With Dividing Different Parts Of Song To The Small Groups.</p> <p>3. Andhi Kya Hai</p> <p>5. Revision.</p>

Dance Syllabus- Middle School 2024-2025

*All links are given only for reference purpose

*Changes can be there as per requirement (event/occasion/state)

Class VI

*All links are given only for reference purpose

Learning Outcomes	April – May	July- August	Sept- Oct	Nov- Dec	Jan- Feb
Class 6 Apprx pds-6-8	<p>Single hand gestures/hast mudra and its importance. https://youtu.be/Y_vUCoufnws</p> <p>Rhythm/ Tala(basic-dadra, kahrwa) introduction and use. Invocation Dance</p> <p>List of mudras (dance) first</p> <ul style="list-style-type: none"> *Pataka -Flag *Tripataka-Flag in three parts crown, tree. * Ardhapataka-Half flag *Kartarimukha-Scissorsface *Mayura-Peacock *Ardhachandra-Half moon 	<p>Introduction of Folk Dances of India.</p> <p>Knowledge of Folk Dance with their states/tribes of India.</p> <p>Common steps used in Folk /Tribal dances in India/ harvest dance</p>	<p>Folk dance of any Indian state performed during festivals.</p>	<p>Free style dance on – Gospel songs https://youtu.be/wvfSCBUNwQ</p> <p>Just Dance –</p> <p>Timber https://youtu.be/66wCy2KwICk</p> <p>Waka waka https://youtu.be/lWol2L3tSio</p> <p>Bingo Dance https://youtu.be/T9axVzDmTy0</p>	<p>Any one dance on- patriotic theme/ Dance on parakram Diwas</p>

	<ul style="list-style-type: none">*Arala-bent*Shukatunda-parrot head*Mushthi-fist*Shikhara-Peak* Kapitta-Elephant*Katakamukha1-Opening of a bracelet2-to eat3- to hold ghunghat*Suchi-Needle*Chandrakala-Face of the moon* Padmakosha-Lotus bud Fruit*Margashirsha-Snake head* Mrigashirsha-Head of a deer*Simhamukha+Face of a lion*Langula/ Kangula- Lily*Alapadma-lotus*Chatura-Four*Bhramara-Bee*Hamsasya-Swan head*Hamsapaksha-Swan wing*Sandamsha-Pincers*Mukula-Flower bud*Tamrachuda-Rooster*Trishula-Trident				
--	---	--	--	--	--

INSTRUMENTAL SYLLABUS FOR CLASS – VI, VII, VIII
APRIL- MAY 2024 - 2025

GUITAR :-Guitar Anatomy ,Understanding the fret board and fret exercise

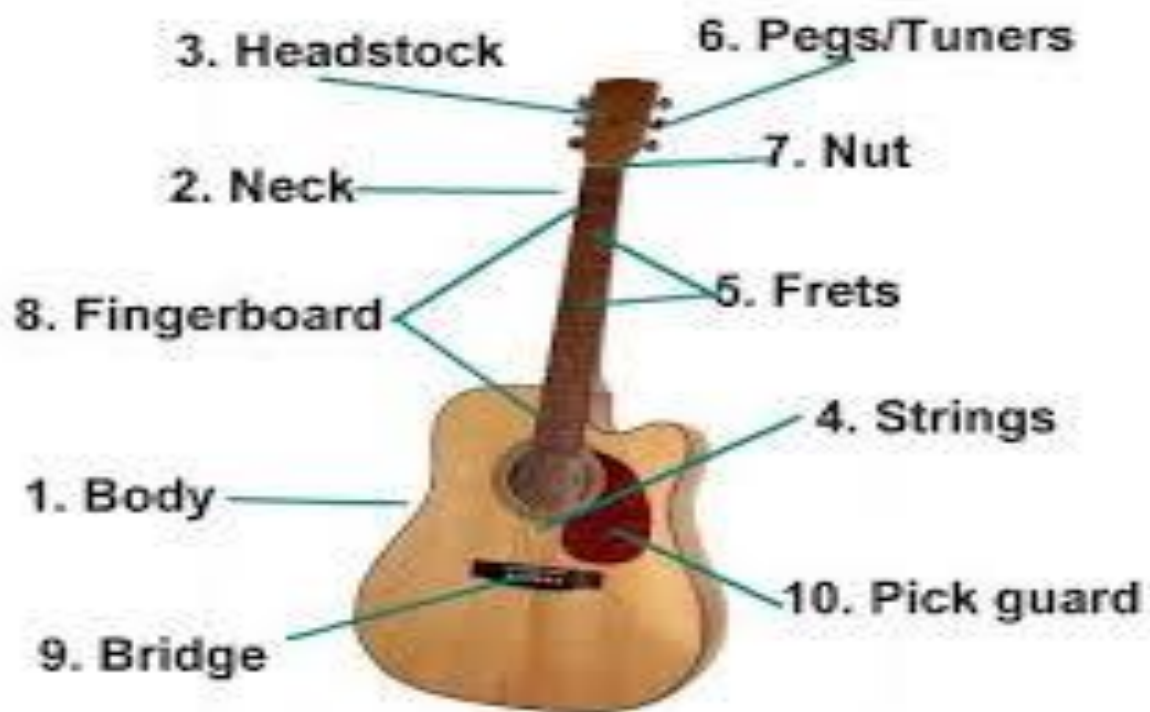
The first section of Guitar is called a HEADSTOCK , on which you will find the tuner and tuning pegs . The tuning pegs allow you tune the guitar by tightening or loosening the wire . The middle, narrow section of Guitar is called the neck . The nut is the white strip closest to the headstock.

The front side of the neck is called the Fret board .And the metal wires on the Fret board are called the frets, which help your fingers find the right spots. The biggest part of the Guitar is called the Body, Which has a hole in the middle called the Sound hole .On the body the Bridge ,the Saddle ,and the Bridge pins hold the wires in place.

The students should know the fret and Strings Names .The student should know 2 / 3 / 4 exercise where student have to play 2 fret one after other , for better movement of fingers and better understanding of Fret board .

FOR REFERENCE CLICK THE LINK : <https://www.youtube.com/watch?v=cWXDAsY5dYA>

LINK : https://www.youtube.com/watch?v=w_o8gonyGKk



KEYBOARD :- C Scale with Exercises

There are seven natural notes on a piano: C, D, E, F, G, A, B.

FOR REFERENCE CLICK THE LINK :

<https://www.youtube.com/watch?v=0QB1q75LWck&t=5s>

LINK : <https://www.youtube.com/watch?v=BRQDfSdjP60>



DRUMS :-Understanding the Drums and Stick handling

The Bass Drum : It is largest of all drums and also commonly get referred to as KICK DRUM .It is played by using foot pedal .

The Drum Stool/Throne : The Stool that you sit Known as Drum Stool/Throne

HI-HAT : A pair of cymbal which close against each other .

Snare Drum : It is the most important drums in the kit –it forms the centre of the kit .

There are different way of handling the stick

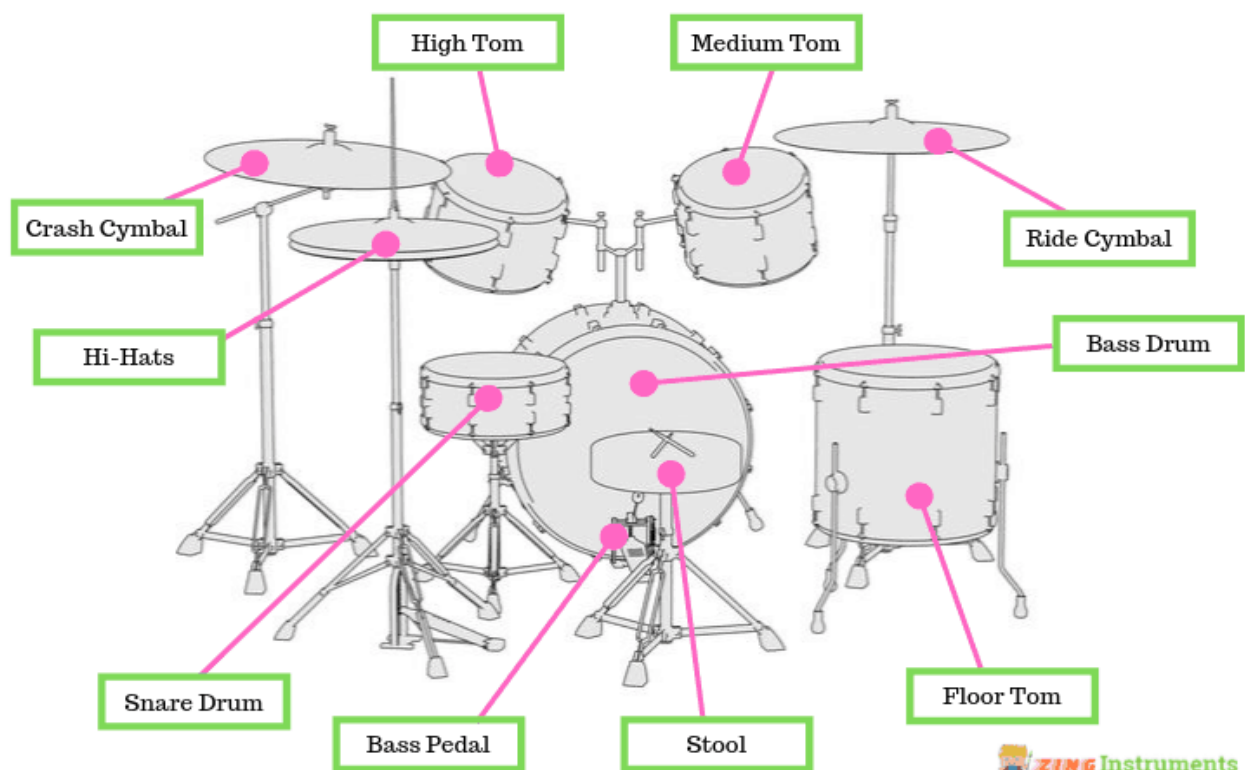
German Grip ,American Grip and French Grip

Teachers should tell the appropriate grip to the student

FOR REFERENCE CLICK THE LINK :

https://www.youtube.com/watch?v=Wea_zXuLcP0&t=1s

LINK : <https://www.youtube.com/watch?v=6nq-JeTUIEY>



INSTRUMENTAL SYLLABUS FOR CLASS – VI, VII, VIII

JULY – AUGUST 2024 - 2025

GUITAR:-C Scale and Concept of Rhythm and Strumming

We have 6 strings on the Guitar

E Higher

A

D

G

B

E Lower

we have different rhythm section that is Indian Rhythm and Western Rhythm

Indian Rhythm include Dadra ,Kehrawa , Jhaptaal etc

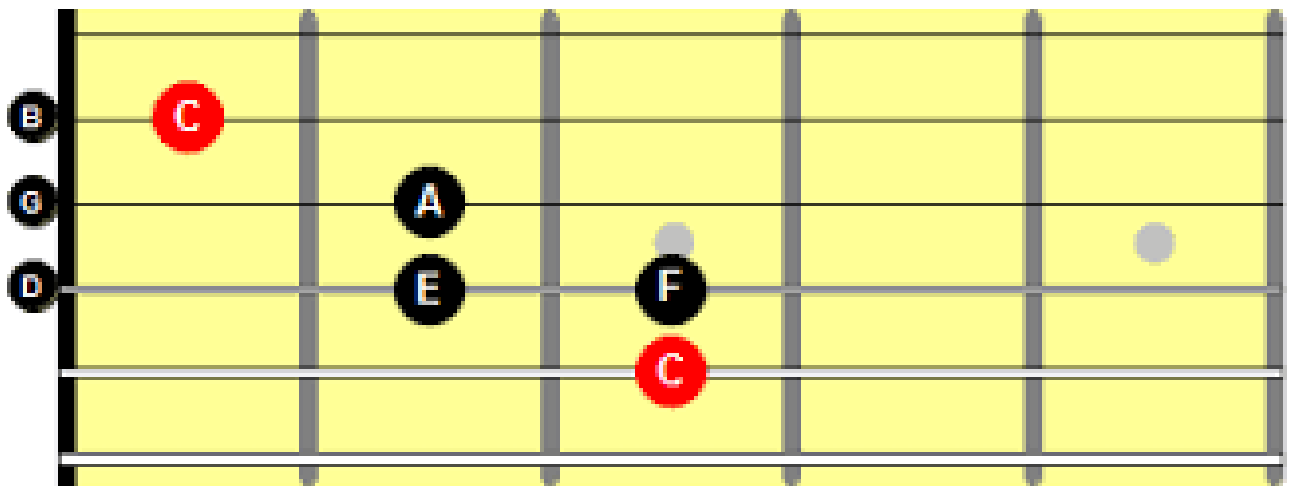
Western Rhythm include 4 beat , 8 beat , Waltz etc

FOR REFERENCE CLICK THE LINK :

https://www.youtube.com/watch?v=8ykeN4JC_O8&t=258s

LINK : <https://www.youtube.com/watch?v=vkitjhSKwXs>

C major



KEYBOARD :-Exercises based on C Scale

It will include where student has to practice exercise in order to free their fingers.The exercises are also known as ALANKAR in Indian classical .

Some of the basic exercise include

CC ,DD,EE ,FF ,GG AA ,BB,

CDE,DEF ,EFG ,FGA ,GAB

CDEF ,DEFG ,FGAB

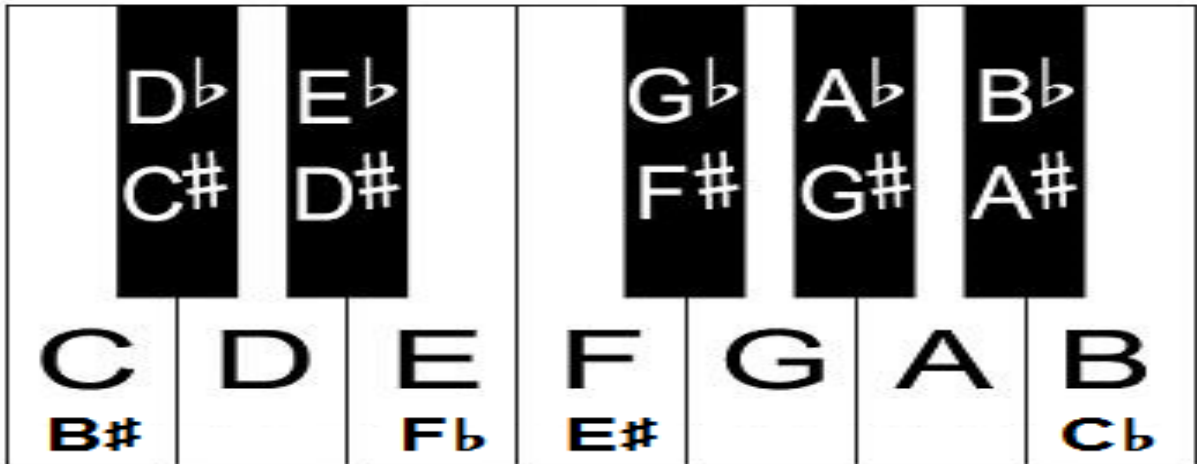
CDEFG ,DEGFAB

CDC ,DED ,EFE,FGF ...etc

The students will interact with Rhythm . Rhythm section depends on Beat and there are different Rhythm pattern.

FOR REFERENCE CLICK THE LINK : <https://www.youtube.com/watch?v=iKgoOvc-6ro>

LINK : <https://www.youtube.com/watch?v=wYDNjmJDILw>



DRUMS:-Hi-Hat , Snare and Concept of Rhythm

It will include those exercise by which students will be able to command over it .

Some basic area where students have to look into that Hi-Hat is opening and closing accurately .

In the same way the stick should struck the middle of the Snare for better sound quality .

Moreover it is recommended that Student should practice the basic Exercises in Metronome so that

they are able to develop the correct timing and accuracy

Rhythm section depends on Beat and there are different Rhythm pattern.

we have different rhythm section that is Indian Rhythm and Western Rhythm

Indian Rhythm include Dadra ,Kehrwa ,Jhaptaal etc

Western Rhythm include 4 beat , 8 beat , Waltz etc

FOR REFERNCE CLICK THE LINK : <https://www.youtube.com/watch?v=2rRgOR-FG38&t=84s>

LINK : <https://www.youtube.com/watch?v=sKFBxc6dURA>



INSTRUMENTAL SYLLABUS FOR CLASS- VI , VII , VIII

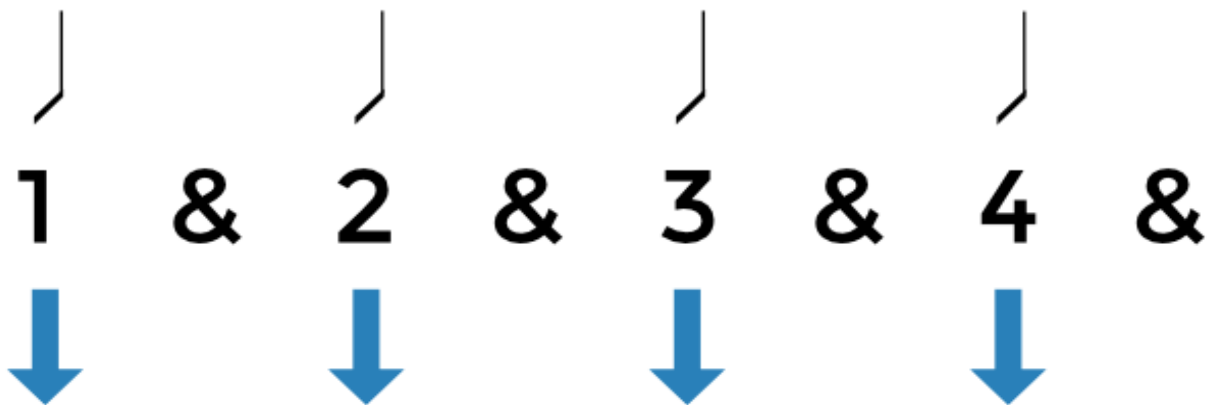
SEPTEMBER - OCTOBER 2024 - 2025

GUITAR :- Chords and Strumming based on 4 Counting

A **strumming pattern** is a preset **pattern** of down and up strokes played with your fingers or a pick against the strings. The **strumming pattern** will determine the rhythm for your music. You can **strum** with either your fingers or with a pick

FOR REFERENCE CLICK THE LINK : <https://www.youtube.com/watch?v=pYXJy5O9j2I>

LINK : <https://www.youtube.com/watch?v=ely9LaJJr4>



HARMONIUM :-Song based on C scale

As there are many Scale in the Harmonium it is recommended that student will focus on C scale . C scale which is taught earlier, in this scale teacher will teach students the songs which may be Rhymes ,full song or any of their composition .

The Notation should be given in C ,D ,E ,F, G, A, B, and it is mandatory that the finger should be correct

Some basic song are :-

- Happy birthday
- We shall over come (हम् होंगे कामयाब)
- Sargams
- Vande maatram
- Sare Jahan se acha

FOR REFERENCE CLICK THE

LINK : https://youtu.be/FM6JTh1Nz_g?si=HWGS-wd0X2CvjbGs



CJON :- Rhythm pattern based on 8 beat and 16 beat

In this Section , Students will practice the rhythm pattern which will be based on 8 beat and 16 beat .

The most important points while practicing rhythm that the SNER should sound correctly moreover the base sound should come from the middle of the Cjon.

Apart from these it is very important that all these rhythm should be practice in Metronome.

FOR REFERNCE CLICK THE LINK -:

<https://youtu.be/okAHT0hGXt8?si=skx9O5qVwfsEXsvi>



INSTRUMENTAL SYLLABUS FOR THE CLASS – VI, VII , VIII

NOVEMBER – DECEMBER 2024 - 2025

GUITAR :- Strumming

A **strumming pattern** is a preset **pattern** of down and up strokes played with your fingers or a pick against the strings. The **strumming pattern** will determine the rhythm for your music.

FOR THE REFERNCE CLICK THE LINK :

<https://www.youtube.com/watch?v=BdOBXBw81V8>

LINK : <https://www.youtube.com/watch?v=G7XICLxiHYA>

KEYBOARD :- Introduction of Rhythm and Chord

In these Section Students will interact with Rhythm . Rhythm section depends on Beat and there are different Rhythm pattern.

Beat means equal space between number and students must be able to show the beat by tapping the hands .

we have different rhythm section that is Indian Rhythm and Western Rhythm

Indian Rhythm include Dadra ,Kehrwa ,Jhaptaal etc

Western Rhythm include 4 beat , 8 beat , Waltz etc.

A chord is a group of notes that can be played together and function as the harmony in the music .There are lots of different chords that can be organized in different group and categories .One thing that differ among chord is how many note that are included. Some basic chord in C scale are

C Major,G Major ,A Minor ,E Minor ,F major

FOR REFERENCE CLICK THE LINK : <https://www.youtube.com/watch?v=1cGAuAkQqSo>

DRUMS :-Rhythm section of song taught on Keyboard

In this Section , Students will practice the rhythm pattern which will be based on 4 beat and 8 beat .

The most important points while practicing rhythm that the Hi –HAT should sound correctly moreover the Snare drum sound should come from the middle of the drum.

Apart from these it is very important that all these rhythm should be practice in Metronome.

It is very important that Student must have practice all exercise and should know the anatomy of Rhythm.

The Teacher will teach the rhythm of the song which are taught on Keyboard .Point to remember the Rhythm pattern will be taught on Metronome only .

FOR REFERNCE CLICK THE LINK : <https://www.youtube.com/watch?v=Utzyi4gfBDE&t=3s>

LINK : <https://www.youtube.com/watch?v=WizLXr7xecY>

INSTRUMENTAL SYLLABUS OF CLASS – VI , VII , VIII

JANUARY – FEBRUARY 2024 - 2025

SYNCING AND BAND CO-ORDINATION

In these section, Student will practice Drums ,Keyboard and Guitar with each other .
A common song / Composition should be there where Keyboard student should know the composition Guitar student should know the strumming and chords and Drums student should know the Rhythm .