

INSTRUMENTAL SYLLABUS FOR CLASS – VI, VII, VIII
APRIL- MAY 2024 - 2025

GUITAR :-Guitar Anatomy ,Understanding the fret board and fret exercise

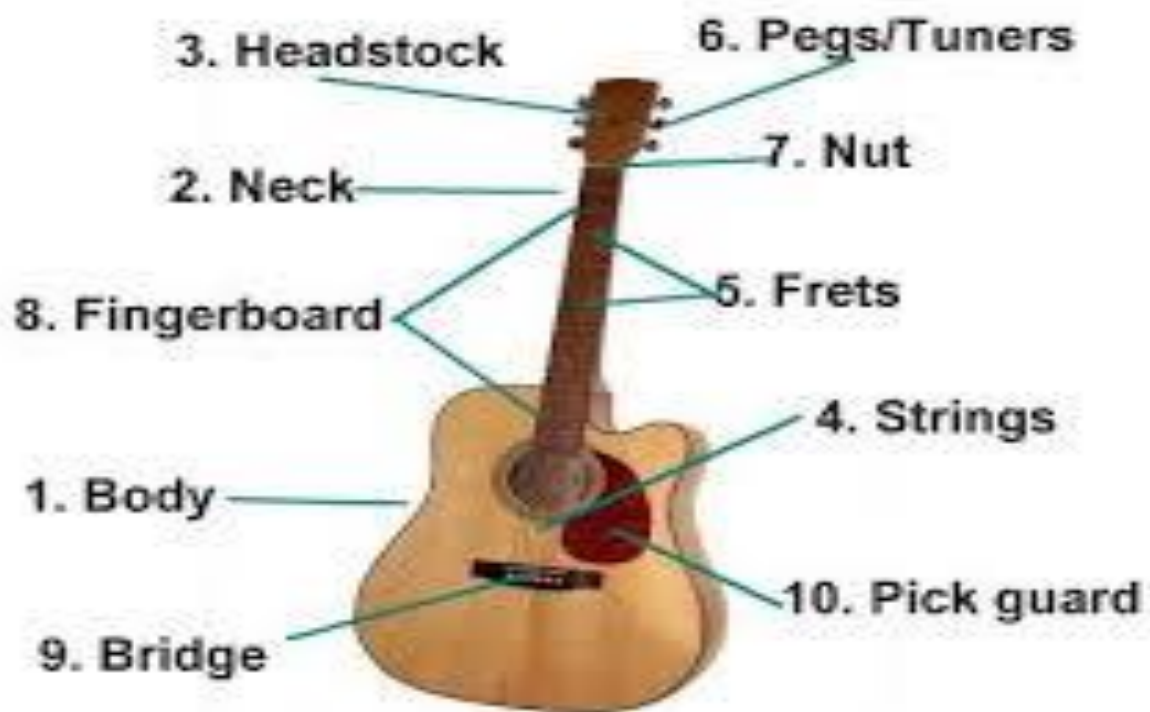
The first section of Guitar is called a HEADSTOCK , on which you will find the tuner and tuning pegs . The tuning pegs allow you tune the guitar by tightening or loosening the wire . The middle, narrow section of Guitar is called the neck . The nut is the white strip closest to the headstock.

The front side of the neck is called the Fret board .And the metal wires on the Fret board are called the frets, which help your fingers find the right spots. The biggest part of the Guitar is called the Body, Which has a hole in the middle called the Sound hole .On the body the Bridge ,the Saddle ,and the Bridge pins hold the wires in place.

The students should know the fret and Strings Names .The student should know 2 / 3 / 4 exercise where student have to play 2 fret one after other , for better movement of fingers and better understanding of Fret board .

FOR REFERENCE CLICK THE LINK : <https://www.youtube.com/watch?v=cWXDAsY5dYA>

LINK : https://www.youtube.com/watch?v=w_o8gonyGKk



KEYBOARD :- C Scale with Exercises

There are seven natural notes on a piano: C, D, E, F, G, A, B.

FOR REFERENCE CLICK THE LINK :

<https://www.youtube.com/watch?v=0QB1q75LWck&t=5s>

LINK : <https://www.youtube.com/watch?v=BRQDfSdjP60>



DRUMS :-Understanding the Drums and Stick handling

The Bass Drum : It is largest of all drums and also commonly get referred to as KICK DRUM .It is played by using foot pedal .

The Drum Stool/Throne : The Stool that you sit Known as Drum Stool/Throne

HI-HAT : A pair of cymbal which close against each other .

Snare Drum : It is the most important drums in the kit –it forms the centre of the kit .

There are different way of handling the stick

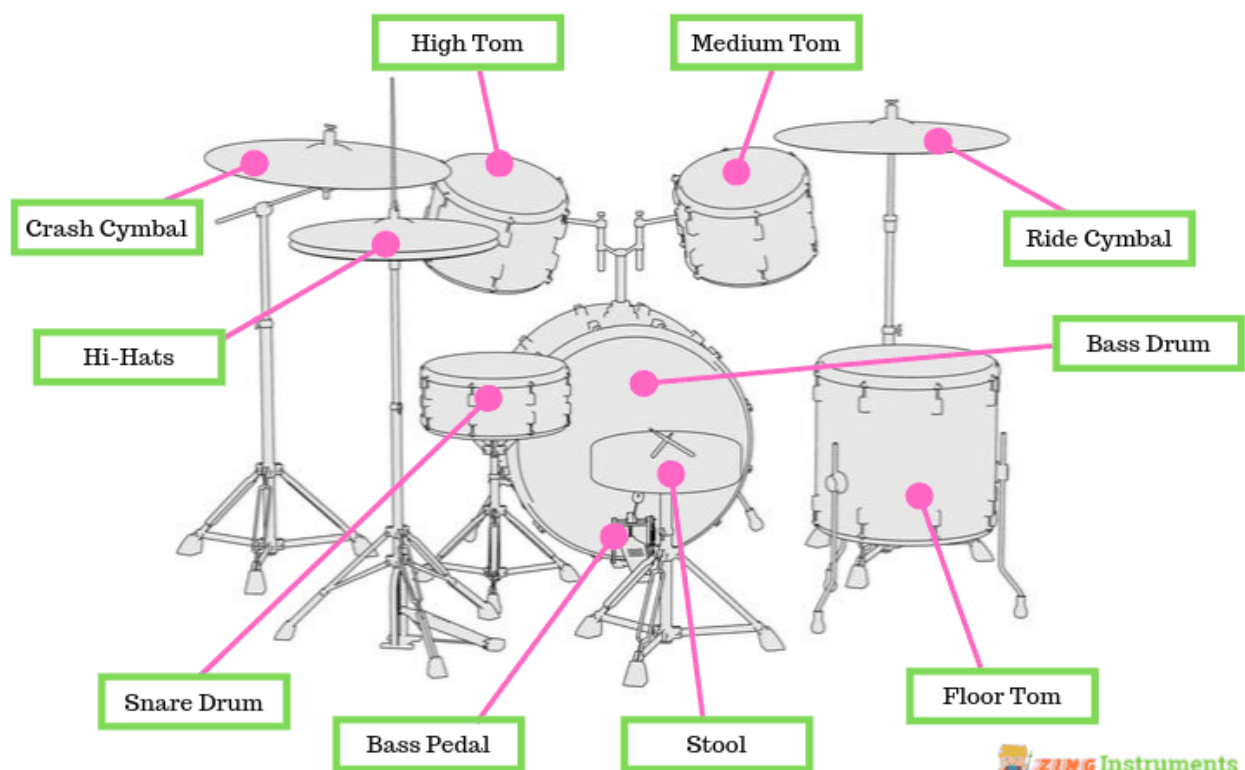
German Grip ,American Grip and French Grip

Teachers should tell the appropriate grip to the student

FOR REFERENCE CLICK THE LINK :

https://www.youtube.com/watch?v=Wea_zXuLcP0&t=1s

LINK : <https://www.youtube.com/watch?v=6nq-JeTUIEY>



INSTRUMENTAL SYLLABUS FOR CLASS – VI, VII, VIII

JULY – AUGUST 2024 - 2025

GUITAR:-C Scale and Concept of Rhythm and Strumming

We have 6 strings on the Guitar

E Higher

A

D

G

B

E Lower

we have different rhythm section that is Indian Rhythm and Western Rhythm

Indian Rhythm include Dadra ,Kehrawa , Jhaptaal etc

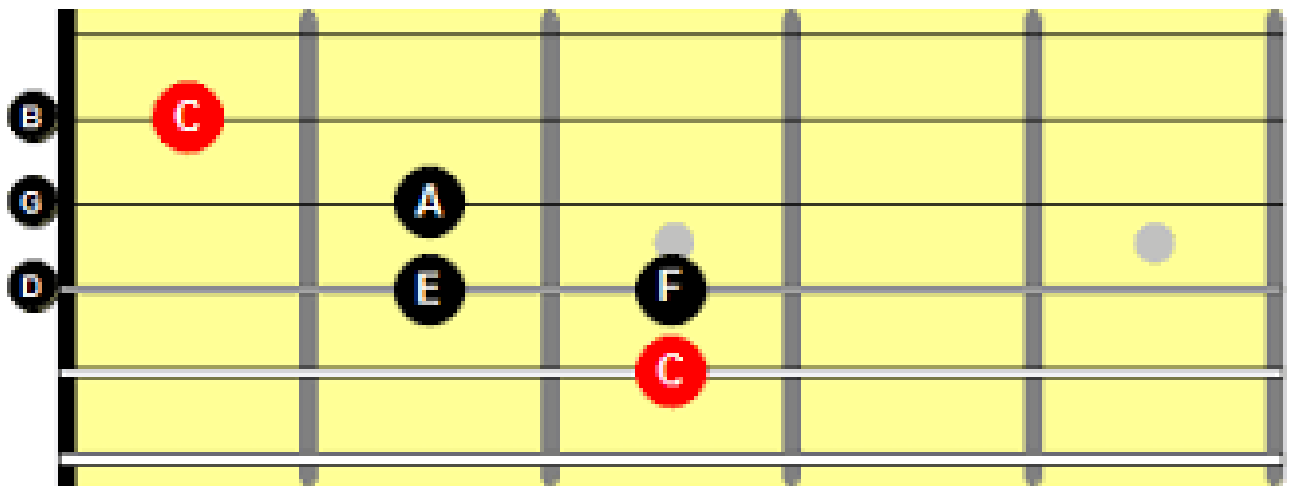
Western Rhythm include 4 beat , 8 beat , Waltz etc

FOR REFERENCE CLICK THE LINK :

https://www.youtube.com/watch?v=8ykeN4JC_O8&t=258s

LINK : <https://www.youtube.com/watch?v=vkitjhSKwXs>

C major



KEYBOARD :-Exercises based on C Scale

It will include where student has to practice exercise in order to free their fingers.The exercises are also known as ALANKAR in Indian classical .

Some of the basic exercise include

CC ,DD,EE ,FF ,GG AA ,BB,

CDE,DEF ,EFG ,FGA ,GAB

CDEF ,DEFG ,FGAB

CDEFG ,DEGFAB

CDC ,DED ,EFE,FGF ...etc

The students will interact with Rhythm . Rhythm section depends on Beat and there are different Rhythm pattern.

FOR REFERENCE CLICK THE LINK : <https://www.youtube.com/watch?v=iKgoOvc-6ro>

LINK : <https://www.youtube.com/watch?v=wYDNjmJDILw>



DRUMS:-Hi-Hat , Snare and Concept of Rhythm

It will include those exercise by which students will be able to command over it .

Some basic area where students have to look into that Hi-Hat is opening and closing accurately .

In the same way the stick should struck the middle of the Snare for better sound quality .

Moreover it is recommended that Student should practice the basic Exercises in Metronome so that

they are able to develop the correct timing and accuracy

Rhythm section depends on Beat and there are different Rhythm pattern.

we have different rhythm section that is Indian Rhythm and Western Rhythm

Indian Rhythm include Dadra ,Kehrwa ,Jhaptaal etc

Western Rhythm include 4 beat , 8 beat , Waltz etc

FOR REFERNCE CLICK THE LINK : <https://www.youtube.com/watch?v=2rRgOR-FG38&t=84s>

LINK : <https://www.youtube.com/watch?v=sKFBxc6dURA>



INSTRUMENTAL SYLLABUS FOR CLASS- VI , VII , VIII

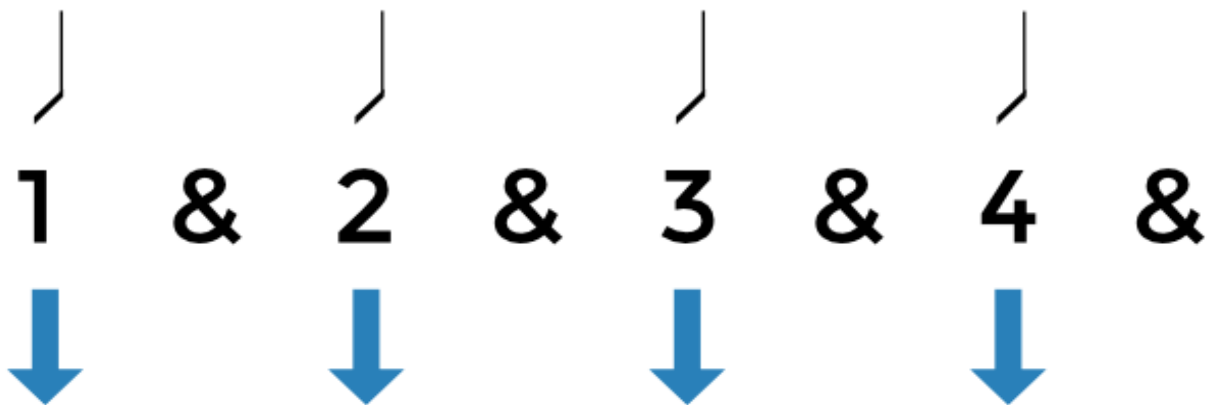
SEPTEMBER - OCTOBER 2024 - 2025

GUITAR :- Chords and Strumming based on 4 Counting

A **strumming pattern** is a preset **pattern** of down and up strokes played with your fingers or a pick against the strings. The **strumming pattern** will determine the rhythm for your music. You can **strum** with either your fingers or with a pick

FOR REFERENCE CLICK THE LINK : <https://www.youtube.com/watch?v=pYXJy5O9j2I>

LINK : <https://www.youtube.com/watch?v=ely9LaJJr4>



HARMONIUM :-Song based on C scale

As there are many Scale in the Harmonium it is recommended that student will focus on C scale . C scale which is taught earlier, in this scale teacher will teach students the songs which may be Rhymes ,full song or any of their composition .

The Notation should be given in C ,D ,E ,F, G, A, B, and it is mandatory that the finger should be correct

Some basic song are :-

- Happy birthday
- We shall over come (हम् होंगे कामयाब)
- Sargams
- Vande maatram
- Sare Jahan se acha

FOR REFERENCE CLICK THE

LINK : https://youtu.be/FM6JTh1Nz_g?si=HWGS-wd0X2CvjbGs



CJON :- Rhythm pattern based on 8 beat and 16 beat

In this Section , Students will practice the rhythm pattern which will be based on 8 beat and 16 beat .

The most important points while practicing rhythm that the SNER should sound correctly moreover the base sound should come from the middle of the Cjon.

Apart from these it is very important that all these rhythm should be practice in Metronome.

FOR REFERNCE CLICK THE LINK -:

<https://youtu.be/okAHT0hGXt8?si=skx9O5qVwfsEXsvi>



INSTRUMENTAL SYLLABUS FOR THE CLASS – VI, VII , VIII

NOVEMBER – DECEMBER 2024 - 2025

GUITAR :- Strumming

A **strumming pattern** is a preset **pattern** of down and up strokes played with your fingers or a pick against the strings. The **strumming pattern** will determine the rhythm for your music.

FOR THE REFERNCE CLICK THE LINK :

<https://www.youtube.com/watch?v=BdOBXBw81V8>

LINK : <https://www.youtube.com/watch?v=G7XICLxiHYA>

KEYBOARD :- Introduction of Rhythm and Chord

In these Section Students will interact with Rhythm . Rhythm section depends on Beat and there are different Rhythm pattern.

Beat means equal space between number and students must be able to show the beat by tapping the hands .

we have different rhythm section that is Indian Rhythm and Western Rhythm

Indian Rhythm include Dadra ,Kehrwa ,Jhaptaal etc

Western Rhythm include 4 beat , 8 beat , Waltz etc.

A chord is a group of notes that can be played together and function as the harmony in the music .There are lots of different chords that can be organized in different group and categories .One thing that differ among chord is how many note that are included. Some basic chord in C scale are

C Major,G Major ,A Minor ,E Minor ,F major

FOR REFERENCE CLICK THE LINK : <https://www.youtube.com/watch?v=1cGAuAkQqSo>

DRUMS :-Rhythm section of song taught on Keyboard

In this Section , Students will practice the rhythm pattern which will be based on 4 beat and 8 beat .

The most important points while practicing rhythm that the Hi –HAT should sound correctly moreover the Snare drum sound should come from the middle of the drum.

Apart from these it is very important that all these rhythm should be practice in Metronome.

It is very important that Student must have practice all exercise and should know the anatomy of Rhythm.

The Teacher will teach the rhythm of the song which are taught on Keyboard .Point to remember the Rhythm pattern will be taught on Metronome only .

FOR REFERNCE CLICK THE LINK : <https://www.youtube.com/watch?v=Utzyi4gfBDE&t=3s>

LINK : <https://www.youtube.com/watch?v=WizLXr7xecY>

INSTRUMENTAL SYLLABUS OF CLASS – VI , VII , VIII

JANUARY – FEBRUARY 2024 - 2025

SYNCING AND BAND CO-ORDINATION

In these section, Student will practice Drums ,Keyboard and Guitar with each other .
A common song / Composition should be there where Keyboard student should know the composition Guitar student should know the strumming and chords and Drums student should know the Rhythm .